

PERGOTENDA®

Rev. 0 | 2023

**Corradi**  
OUTDOOR LIVING SPACE

Technical SHEETS

| EN

THE outdoor ALCHEMIST

## INDEX

SLOPE - TILTED VERSION	4
DEFLECTIONS - FLAT VERSION	5
TRAPEZOIDAL DEFLECTION - FLAT VERSION	6
TAUT CANVAS WITH SPACERS - FLAT VERSION	7
DRIVE SYSTEMS	8
FABRICS & VALANCES	9

<b>IMPACT®</b>	11
----------------	----

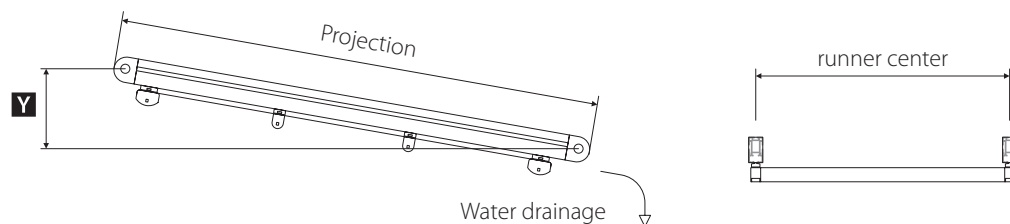
<b>PERGOTENDA®</b>	
PERGOTENDA® MAESTRO	22
PERGOTENDA® PALLADIA®	44
PERGOTENDA® PALLADIA® WALL/WALL	56
PERGOTENDA® EXYL	67
PERGOTENDA® EXYL FREESTANDING	77
PERGOTENDA® B-SPACE	87
PERGOTENDA® 45	99
RADIUS	110

<b>COMPLEMENTS</b>	
RAY LIGHTS	118
LED LIGHTS	121
AUDIO BT SYSTEM	122
APPLICATIONS CLOSURES	124
PRODUCT FEATURES	126

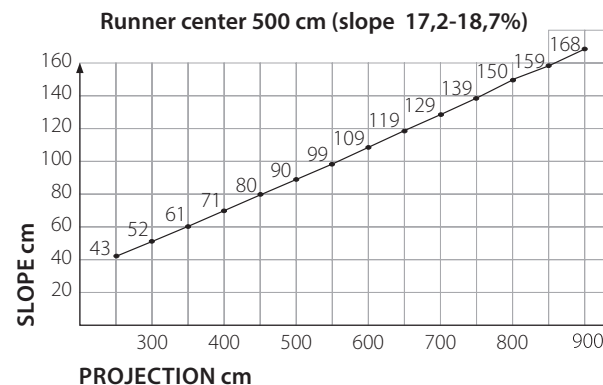
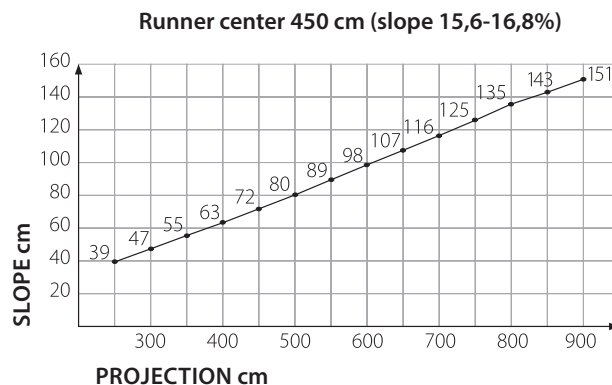
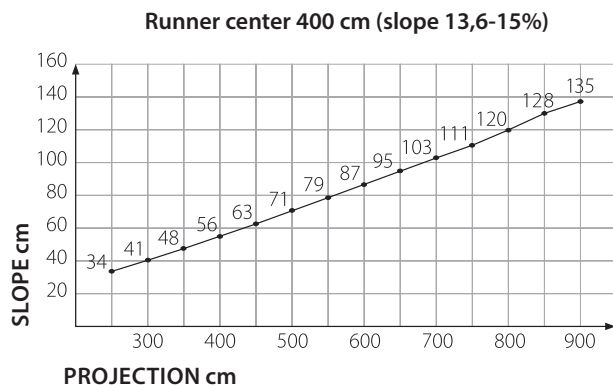
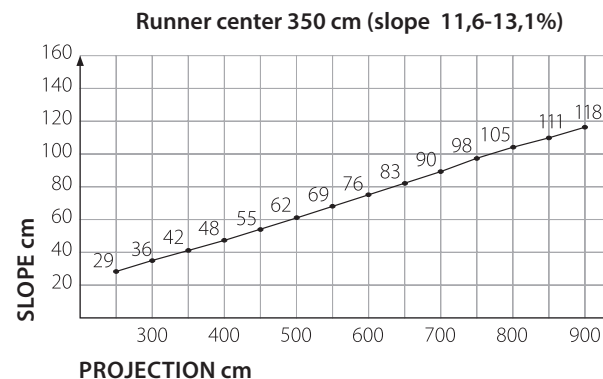
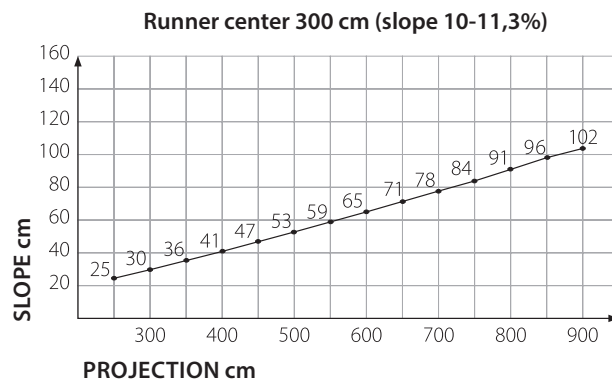
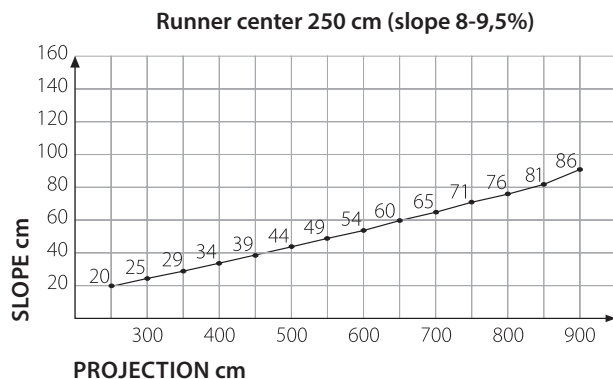
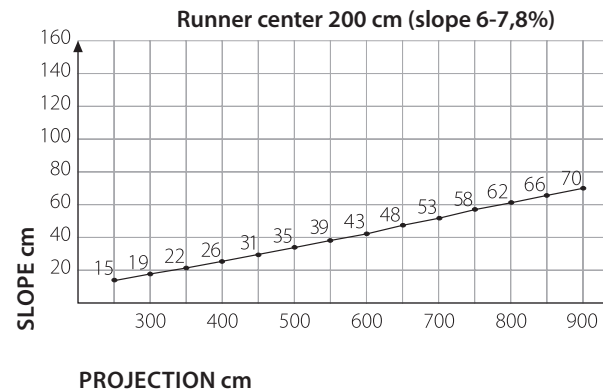


# MINIMUM SLOPE TILTED VERSIONS

Taut canvas when system is open. Frontal rainwater drainage.



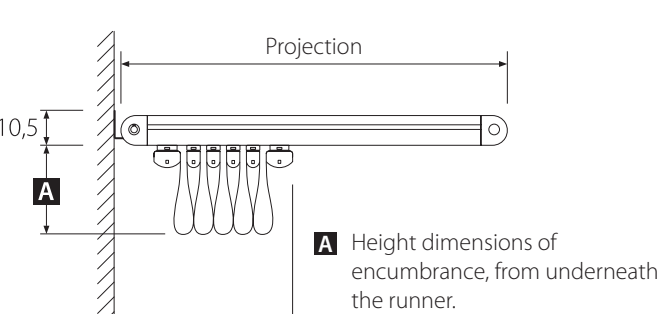
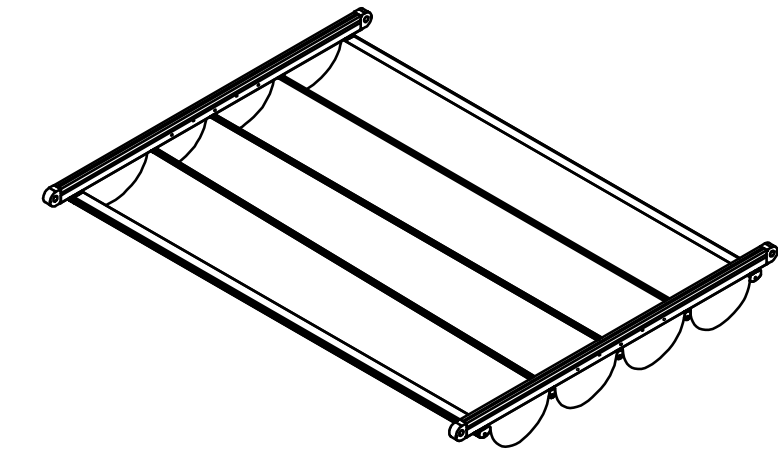
**Attention:** is recommended to observe minimum slope values  
Corradi do not ensure under slope structures.



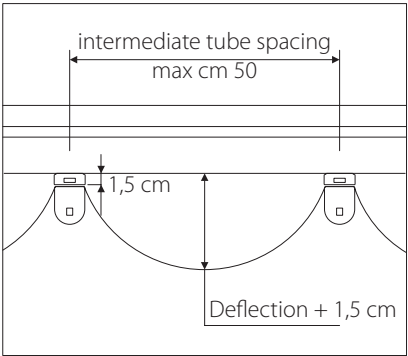
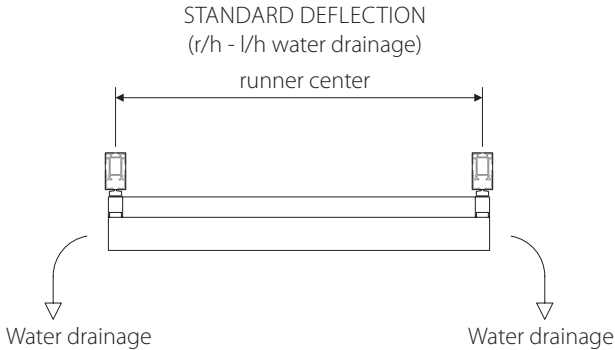
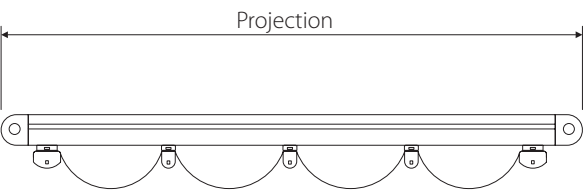


# DEFLECTIONS FLAT VERSIONS

Slack canvas when system is open. Lateral rainwater drainage.  
the rainwater drainage may be unilateral when a trapezoidal canvas is used.



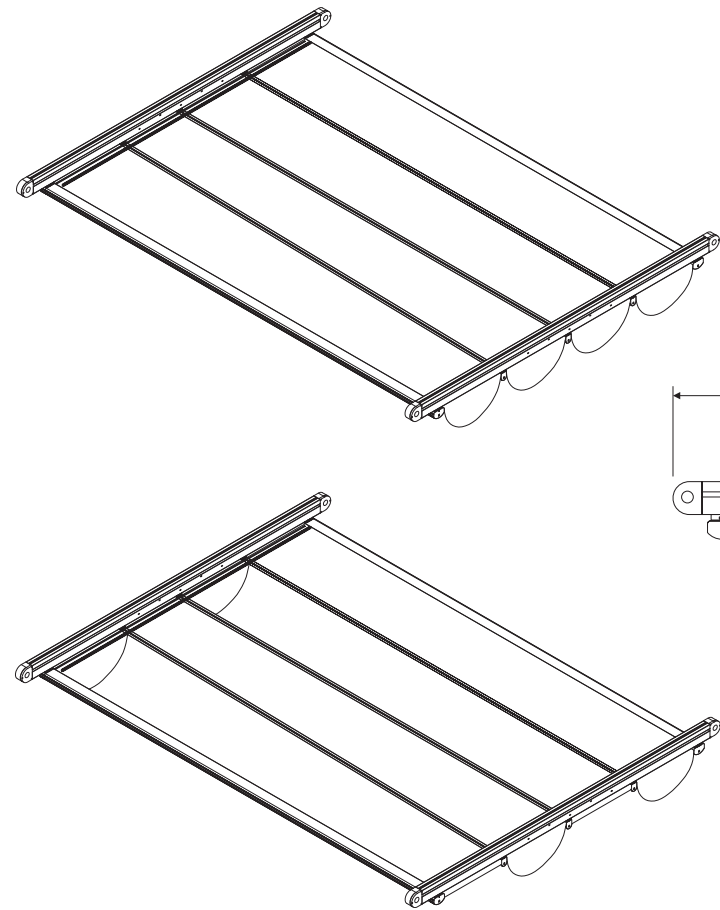
**A** Height dimensions of encumbrance, from underneath the runner.



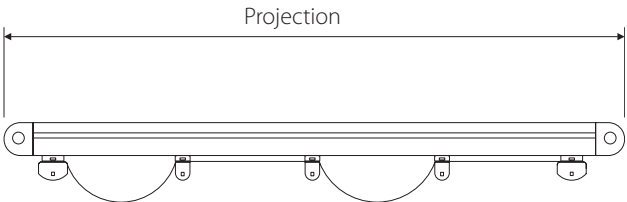
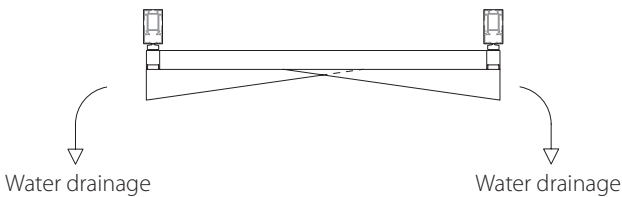
		WIDTH cm																	
		200	250	300	350	400	450	500	550	600	650	700	750	800	850	900	950	1000	1050
Deflection cm	A	11	11	14	17	11	11	11	14	14	17	17	11	14	14	14	17	17	17
		26	26	28	31	26	26	26	28	28	31	31	26	28	28	28	31	31	31
2 runners					3 runners					4 runners									

# TRAPEZOIDAL DEFLECTIONS FLAT VERSIONS

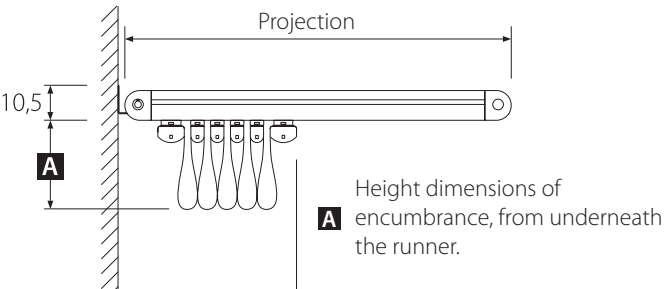
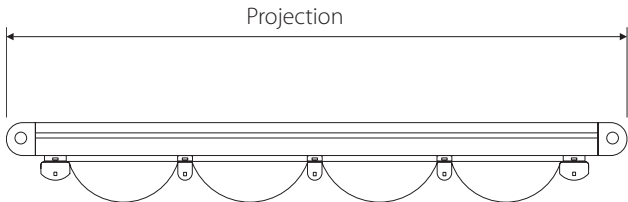
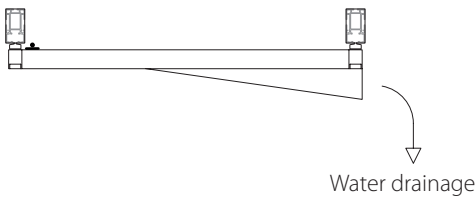
Slack canvas when system is open. Lateral rainwater drainage.



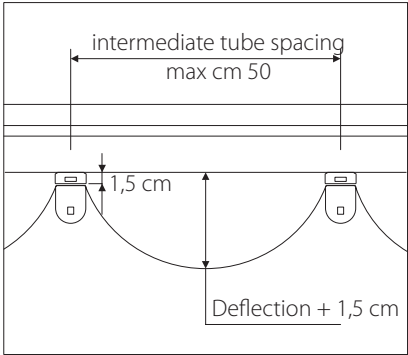
ALTERNATE TRAPEZOIDAL SLACK PACKAGE  
(right and left side water drain - supplement)



TRAPEZOIDAL DEFLECTION  
(unilateral water drainage r/h or l/h by choice - supplement)



**A** Height dimensions of encumbrance, from underneath the runner.




		WIDTH cm																				
		200	250	300	350	400	450	500	550	600	650	700	750	800	850	900	950	1000	1050	1100	1150	1200
Deflection cm		11	11	14	14	17	17	20	11	11	14	14	17	17	14	14	17	17	17	20	20	20
	A	26	26	28	28	31	31	34	26	26	28	28	31	31	28	28	31	31	31	34	34	34
		2 runners							3 runners							4 runners						

# TAUT CANVAS WITH SPACERS FLAT VERSION

Taut canvas when system is open. Frontal rainwater drainage.

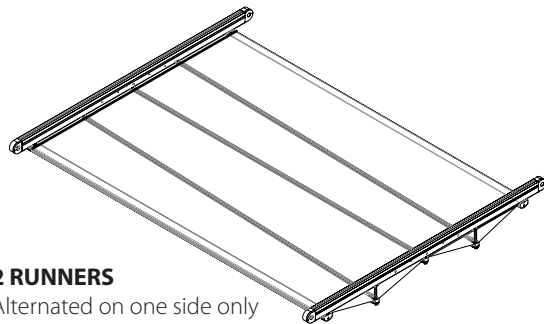
**ONLY FOR 2 AND 3 RUNNERS**

**N.B. To function properly and ensure the discharge of rainwater, the structure must be mounted perfectly horizontal.**



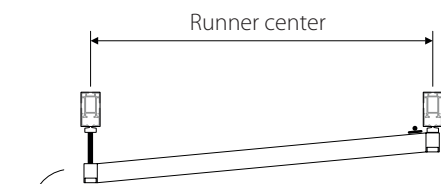
## 2 RUNNERS

Continuous one side only




## 2 RUNNERS

Alternated on one side only

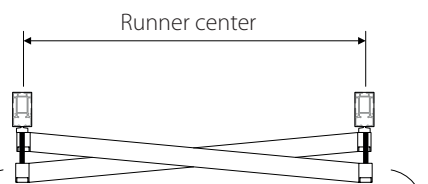


Water drainage




## 2 RUNNERS

Alternated on 2 sides



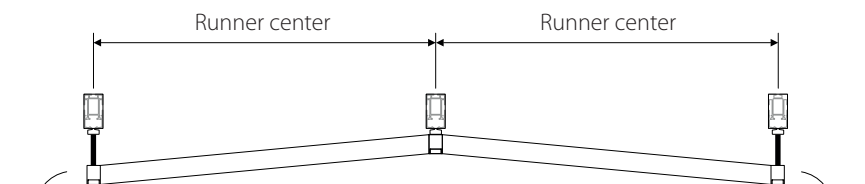
Water drainage

Water drainage



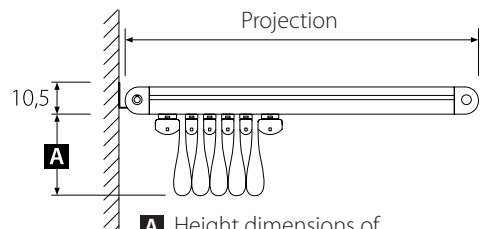
## 3 RUNNERS

On the system with 3 runners, there may result a slight wrinkling of the canvas nearby the central runner when packing up.

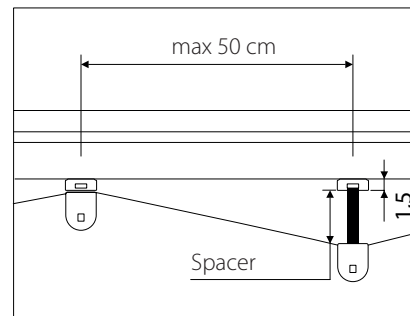


Water drainage

Water drainage



**A** Height dimensions of encumbrance, from underneath the runner.



Spacer

Spacer

**A**

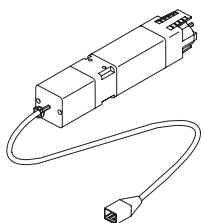
WIDTH cm

200	250	300	350	400	450	500	550	600	650	700	750	800
5	5	7	7	10	10	12	5	5	7	7	10	10
26	26	28	28	30	30	32	26	26	28	28	30	30

2 runners

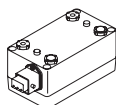
3 runners

# DRIVE SYSTEMS



## ELECTRIC DRIVE TYPE 1 (433,42 MHz)

220 volt / 218 watt motor reducer complete with limit switch. Required for 2, 3 or 4 runners awning, flat version (slack awning) or for the tilted version, with a maximum projection of 350 cm

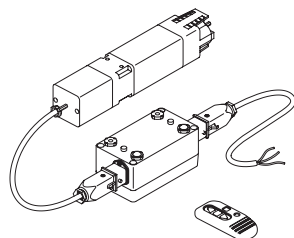


## RADIO CONTROL FOR ELECTRIC DRIVE TYPE 1

Radiofrequency receiver for 1 electric drive with 1 channel transmitter (433,92 MHz).

To be used with command type 1 for remote control.

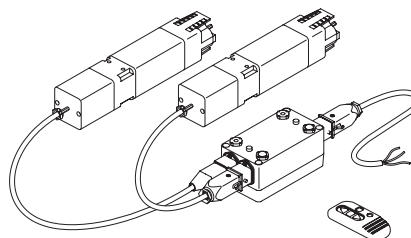
N.B.: transmitter not included.



## ELECTRIC DRIVE TYPE 2 (433,42 MHz)

220 volt / 218 watt motor reducer with encoder and microchip that controls the canvas tension, guarantees constant correct tension despite size variations caused by differing environmental circumstances, with radio command (433.92 MHz) and 1 channel transmitter. Required for 2 or 3-runners awning, tilted version.

N.B.: transmitter not included.

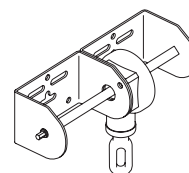


## ELECTRIC DRIVE TYPE 3 (433,42 MHz)

220 volt / 218 watt + 218 watt pair of motor reducers with encoder and microchip that powers 2 motors and guarantees constant correct tension despite changes in fabric properties caused by differing environmental circumstances, radio control (433,92 MHz) and 1 channel transmitter. Required for 4 runners awning, tilted version.

This kit includes: 1 motor Type 2, 1 motor Type 3 (+ radio control 2/3).

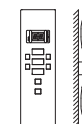
N.B.: transmitter not included.



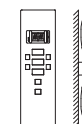
## MANUAL DRIVE SYSTEM

Gearbox for the manual handling of the canvas. On demand only for 2 runners tilted or flat version with projection up to cm 350.

## Range 433,42 MHz



ARCO 1 (n° 1 channel)



ARCO 10 (n° 10 channel)



FLUTE 5 (n° 5 channel)

## TRANSMITTER

Sensor sun/wind Wired (min. 5 - max 35 km/h)

Sensor sun/wind Battery (min. 5 - max 35 km/h)

Pluviometer

Control unit for existing home automation

# FABRICS & VALANCE

See Corradi sample collection

## FABRICS

	Description	Fireproof treatment	H roll cm	Weight gr/m <sup>2</sup>	Weave* kg/5cm	Weft* kg/5cm
<b>ECLISSI</b>	PVC coated 1100 Dtex polyester ANTI-TRANSPARENT fabric	CL2 - M2 / B1	250	850	250	250
<b>PRECONTRAIINT 302 matt</b>	PVC coated 550 Dtex polyester	CLS 2 M2 / B1	180	480	140	150
<b>LAC 650 SL</b>	PVC coated 1100 Dtex polyester	CL2 - M2/B1	300	680	260	250
<b>STAM 6002</b>	Poliestere 500/1100 Dtex PES HT	CL2 - M2/B1	260	630	250	250
<b>SOLTIS 86</b>	PVC coated polyester	CL1 - M1/B1	177/267	380	230	160
<b>SOLTIS W96</b>	PVC coated polyester	M2	267	620	220	220
<b>SUNWORKER</b>	PVC coated polyester	CL1 - M1/B1	300	350	250	250
<b>CRISTAL</b>	PVC transparent anti U.V. 5/10 thickness	-	140	610	45	45
<b>CRISTAL M2</b>	PVC transparent anti U.V. 5/10 thickness	CL2 / M2	140	610	45	45
<b>GLASSROPE</b>	Fiber glass 42%, PVC 58%	CL1 - M1/B1	300	535	260	225
<b>CRISTAL RES</b>	PVC transparent smoky gray anti U.V. 4,5/10 thickness	-	140	560	60	60

\* Traction strength parameters in Kg/5cm

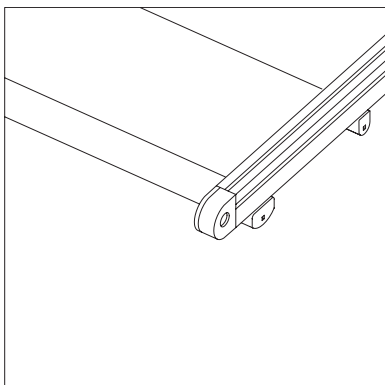
## VALANCE



Type **A**, h. cm 12 (standard)



# IMPACT® FEATURES



IMPACT® is a retractable coverage system, custom-made to size for the protection from sun and rain that can be installed on suitable pre-existing structures.

It consists of an aluminium structure and a folding canvas.

Its wind resistance is guaranteed up to class 8 on the Beaufort scale for tilted and flat version (class 5 - UNI EN 13651:2015). The system is not suitable for bearing snow.

The canvas, made from exclusive Corradi Eclissi\* fabric, available in white, grey, or ivory, with internal concealed blackout layer and embossed side with weft effect, is supported

by intermediate supporting tubes (section: 4x5 cm) and terminals (section: 8x5 cm) set parallel to one another every 60 cm approximately (pitched version) and every 50 cm approximately (flat version). The canvas moves sliding on support runners (section: 5x9 cm) on 6 asymmetrically arranged wheels with a capacity over 450 kg each.

The toothed transmission belt contains stainless steel cables and resists a salt water environment; the tensile strength is of 894 kg at break; the transmission belt is inserted in each runner, controlled by the notched pulley and a single drive shaft and guarantees the smooth forward movement of the canvas.

The IMPACT® system is set in motion by an electric motor and it is remote controlled.

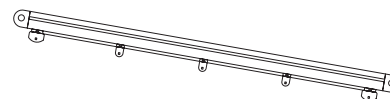
Painted with certified Qualicoat cycle epoxy powders, with the exception of bronze obtained through a chemical anodizing process. Stainless steel accessories.

## Available colours:

- RAL 9010 White glossy/matt/texture
- RAL 1013 Ivory glossy/matt
- RAL 7035 Grey glossy/matt
- RAL 8019 Brown glossy/text
- Anthracite texture
- RAL 9016 White plus matt
- Dark Bronze texture
- RAL 7016 Dark Grey texture
- RAL 9005 Night texture
- Salt & Pepper texture (NEW)
- Titanium texture
- Cor10 texture
- RAL K7 glossy/matt/texture
- Spring green texture
- Graphite texture
- Dove-grey texture

\*See Corradi sample kit for other fabrics.

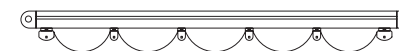
## TILTED version



### MAXIMUM DIMENSIONS cm

	<i>Width</i>	<i>Projection</i>
2 runners	500	900
3 runners	900	900
4 runners	1300	900

## FLAT version



### MAXIMUM DIMENSIONS cm standard slack

	<i>Width</i>	<i>Projection</i>
2 runners	350	900
3 runners	700	900
4 runners	1050	900

### MAXIMUM DIMENSIONS cm trapezoidal slack

	<i>Width</i>	<i>Projection</i>
2 runners	500	900
3 runners	800	900
4 runners	1200	900

### MAXIMUM DIMENSIONS cm taut canvas with spacers

	<i>Width</i>	<i>Projection</i>
2 runners	500	900
3 runners	800	900



# IMPACT® WIND RESISTANCE CLASS (UNI EN 13561:2015)

## 2 RUNNERS TILTED

### TUBE LENGTH (cm)

from 200 to 350	400	450/500
5	4	3

## 3 RUNNERS TILTED

### TUBE LENGTH (cm)

from 400 to 700	750/800	850/900
5	4	3

## 4 RUNNERS TILTED

### TUBE LENGTH (cm)

from 850 to 1050	from 1100 to 1200	1250/1300
5	4	3

## 5 RUNNERS TILTED

### TUBE LENGTH (cm)

from 850 to 1300
5

## 2 RUNNERS FLAT

### TUBE LENGTH (cm)

from 200 to 350	400/450	500
5	4	3

## 3 RUNNERS FLAT

### TUBE LENGTH (cm)

from 400 to 700	750/800
5	4

## 4 RUNNERS FLAT

### TUBE LENGTH (cm)

from 750 to 1050	from 1100 to 1200
5	4

# IMPACT® 2 RUNNERS

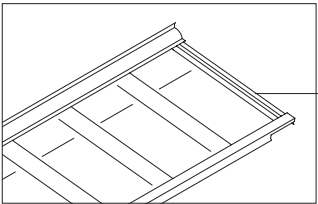
crossbar for self-supporting drive (supplement)

electric drive

transmission shaft

intermediate support tube

end support tube



Awning protection cover (optional)  
2 cross-beams required (S7)

runner support (optional)

runner

canvas

# IMPACT® 3 RUNNERS

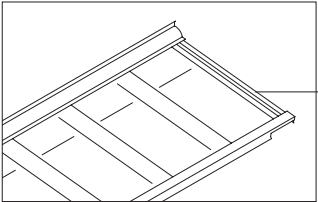
electric drive

crossbar for self-supporting drive (supplement)

transmission shaft

intermediate support tube

end support tube



Awning protection cover (optional)  
2 cross-beams required (S7)

runner support (optional)

canvas

runner

# IMPACT® 4 RUNNERS

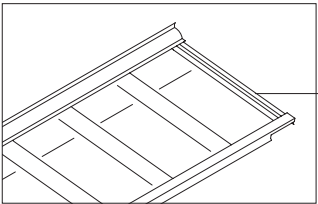
electric drive

transmission shaft

crossbar for self-supporting drive (supplement)

intermediate support tube

end support tube



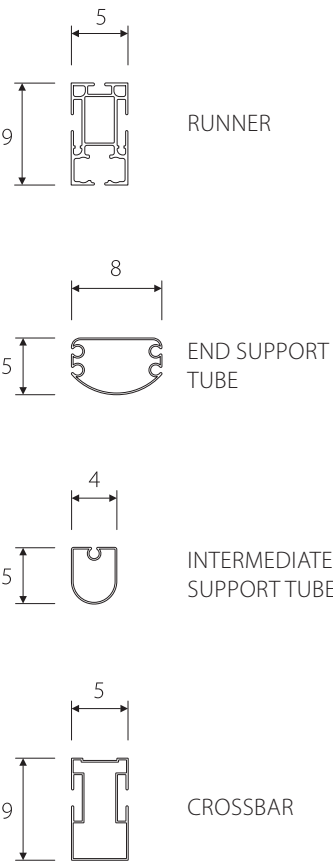
Awning protection cover (optional)  
2 cross-beams required (S7)

runner support (optional)

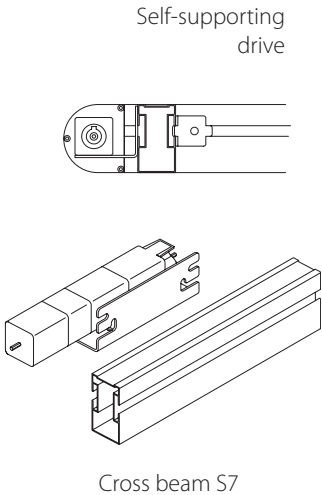
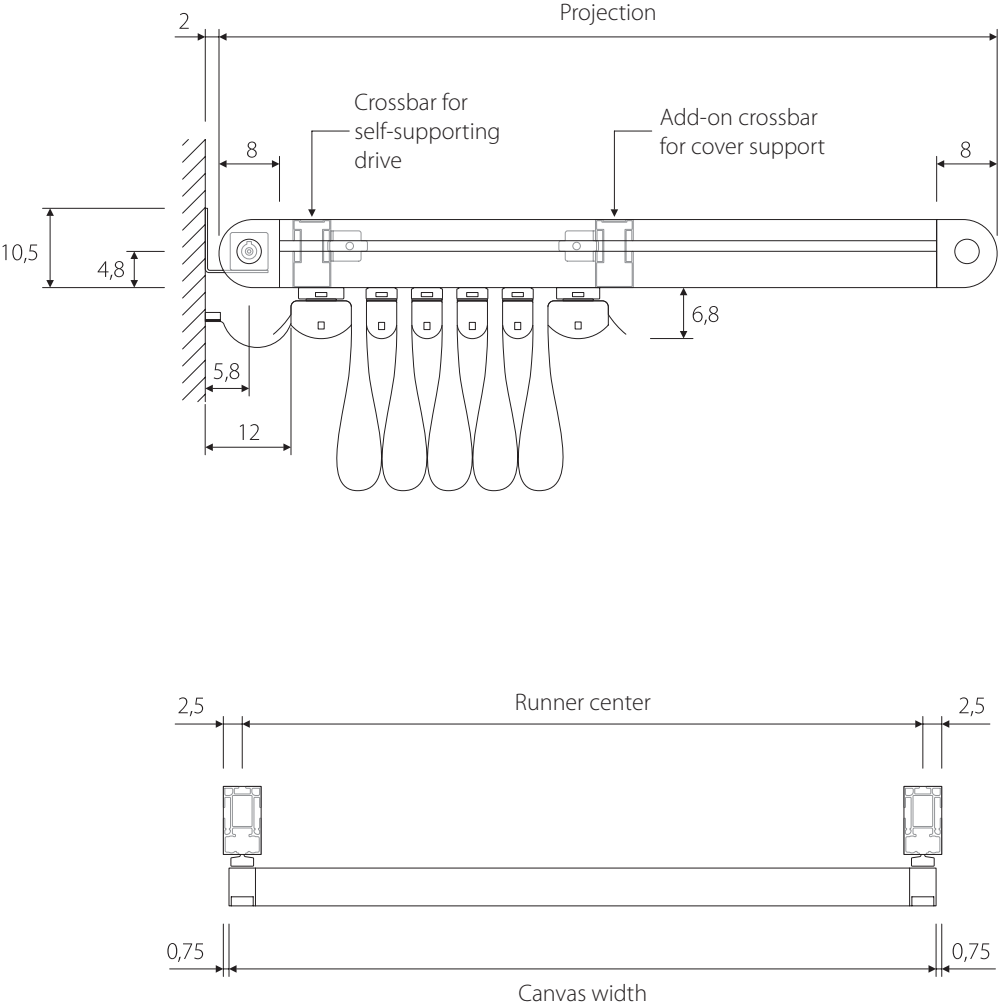
runner

canvas

PROFILE SECTION

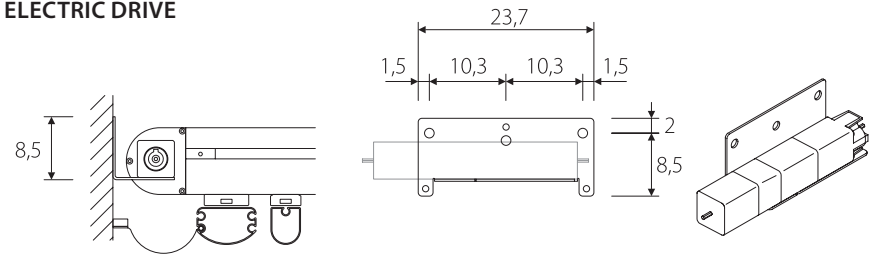


All measurements are given in cm

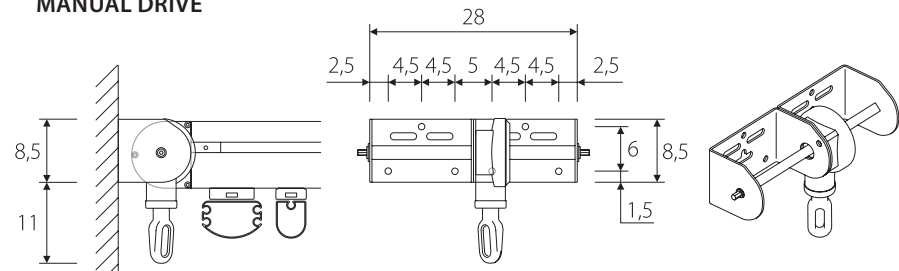


# IMPACT® ANCHORAGES

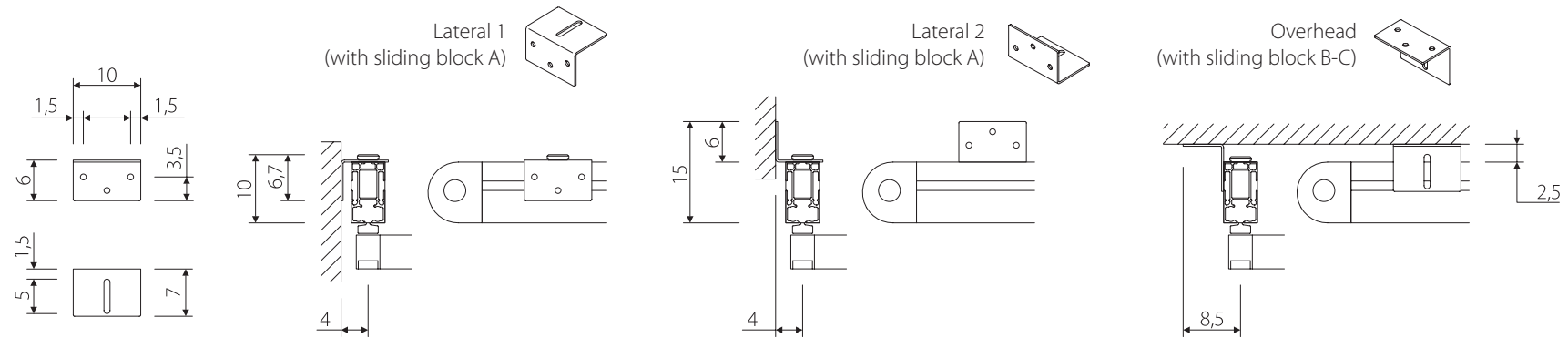
## WALL ANCHORAGE ELECTRIC DRIVE



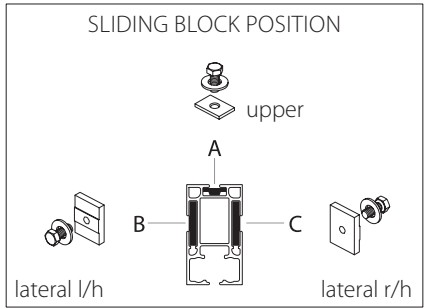
## WALL ANCHORAGE MANUAL DRIVE



## RUNNER ANCHORAGE - APPLICATION SAMPLES (CODE 03226 - OPTIONAL)



All measurements are given in cm



Supports and consequent strain chart.

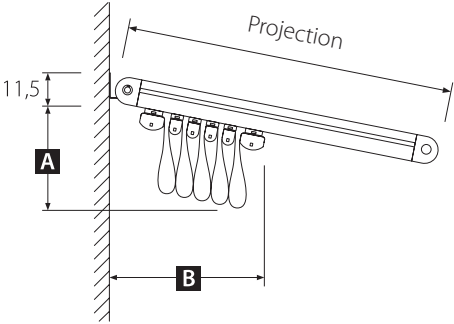
		RUNNER LENGTH cm														
		200	250	300	350	400	450	500	550	600	650	700	750	800	850	900
nr		2	3	3	4	4	4	5	5	5	6	6	7	7	8	8
daN/nr		197	163	172	230	197	222	197	216	236	213	230	211	225	209	235
daN (kg)		394	489	516	920	788	888	985	1080	1180	1278	1380	1477	1575	1673	1883

**nr** Minimum number of supports per runner  
**daN/nr** Maximum strain divided by number of supports per runner  
**daN (kg)** Maximum strain on each runner with a force 8 wind

# IMPACT® CANVAS ENCUMBRANCE

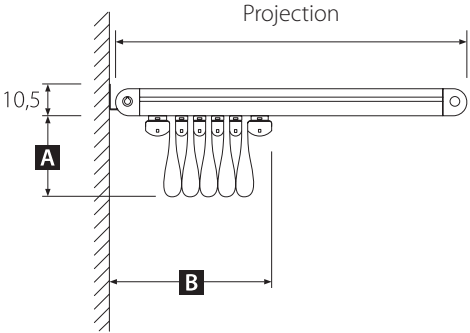
## Tilted version

Minimum values of the encumbrance of the folded awning for the tilted version (slope 15%). The figures written in bold type refer to the canvas encumbrance with standard support tubes and the following refer to the use of additional tubes.



## Flat version

Minimum values of the encumbrance of the folded awning for the flat version. The figures written in bold type refer to the canvas encumbrance with standard support tubes with a deflection of 17 cm



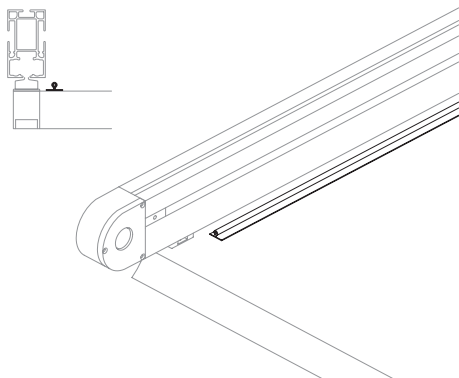
	SUPPORT TUBES TOTAL NUMBER													
	3	4	5	6	7	8	9	10	11	12	13	14	15	16
152	<b>32</b>	23	19											
212		<b>33</b>	26	23										
272			<b>34</b>	29	26									
332				<b>35</b>	31	28								
392					<b>36</b>	32	30							
452						<b>36</b>	34	32						
512							<b>37</b>	35	33					
572								<b>38</b>	36	35				
632									<b>39</b>	37	36			
692										<b>40</b>	38	37		
752											<b>41</b>	39	38	
800												<b>42</b>	40	39
850													<b>43</b>	41
900														<b>44</b>
	35	41	47	53	59	65	71	77	82	88	94	100	106	112

	SUPPORT TUBES TOTAL NUMBER															
	4	5	6	7	8	9	10	11	12	13	14	15	16	17	18	19
182	<b>30</b>															
232		<b>30</b>														
282			<b>30</b>													
332				<b>30</b>												
382					<b>30</b>											
432						<b>30</b>										
482							<b>30</b>									
532								<b>30</b>								
582									<b>30</b>							
632										<b>30</b>						
682											<b>30</b>					
732												<b>30</b>				
782													<b>30</b>			
800														<b>30</b>		
850															<b>30</b>	
900																<b>30</b>
	43	49	55	61	67	73	79	86	91	97	103	111	119	127	133	139

All measurements are given in cm The projections refer to the limit beyond which the standard number of tubes increases.

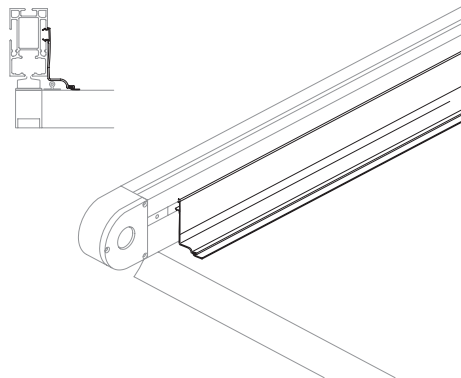


# IMPACT® SUPPLEMENTS



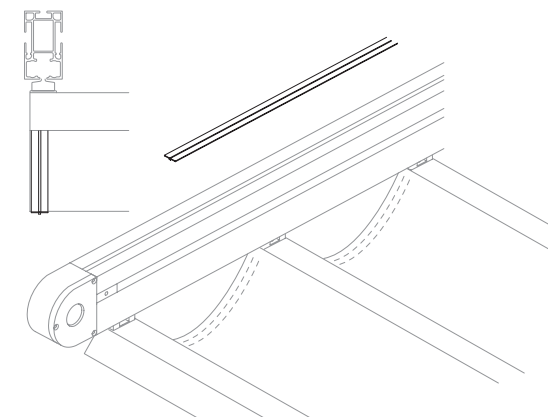
## **S1** Antidrop system (tilted versions)

Weldable PVC profile on the upper part of the canvas for lateral rainwater prevention. Solely for canvases in the taut configuration.



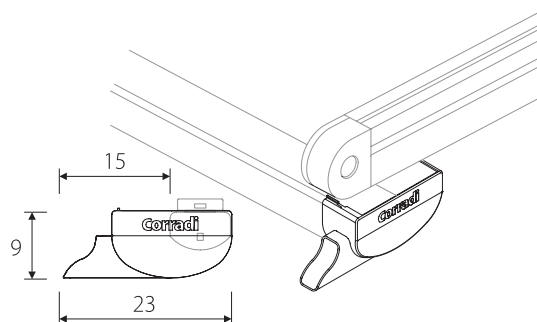
## **S2** Antispray profile

PVC profile pressed on the lateral side of the runner for retention of rainwater spray. Always in addition to the antidrop system **S1**.



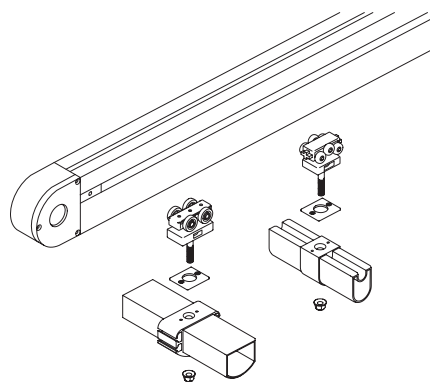
## **S18** Underside drip-collection rim (flat versions)

Welded PVC profile on the underside of the canvas. Solely for canvases in the suggested configuration.



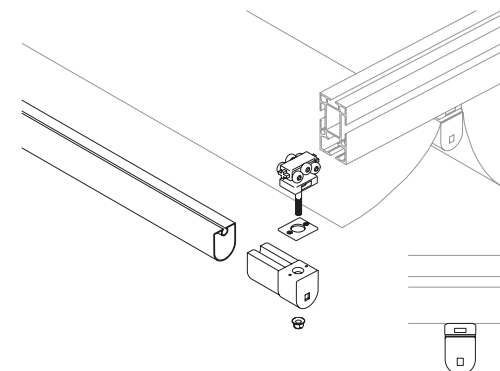
## **S6** Retractable gutter

Extruded aluminium profile for rainwater collection, only for pitched versions, fixed to the end support tube. One drainage per runner. Down pipes not provided.



## **S4** Add-on runner

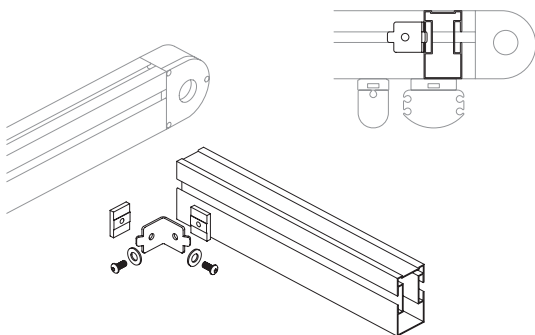
Impact® runner complete with sliders, support tube joints, central transmission shaft with bushings.



## **S5** Add-on intermediate support tube

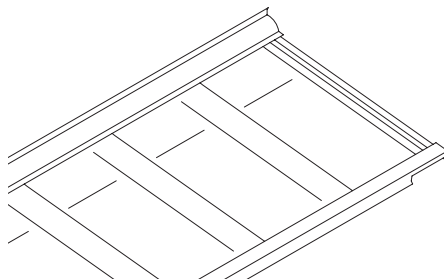
Complete intermediate support tube with endcaps, joints (where present) and intermediate sliders.

# IMPACT® SUPPLEMENTS



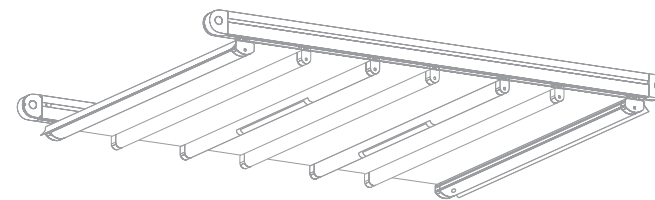
## **S7** Crossbar

Aluminium profile and accessories to be fixed to self-supporting drive or, in addition, to support the protection cover.



## Awning protection cover

Possibility to require modular awning protection cover.

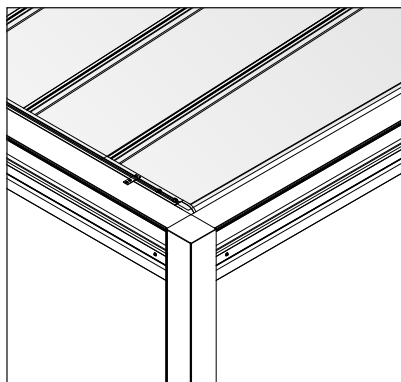


## Lights

LED light system (White or RGB) integrated into canvas-holding tubes available as kit standard and custom.  
IMPACT® 2 runners - maximum width 450 cm



# PERGOTENDA® MAESTRO FEATURES



PERGOTENDA® MAESTRO is a flat retractable covering system custom made to protect against sun and rain (though not suitable for snow), composed of an aluminium framework and a canvas stacking closure with 3 different types of canvas upper processing: Curved, Alternating Trapezoidal or with Spacers.

Its wind resistance is guaranteed up to class 8 on the Beaufort scale (class 5 - UNI EN 13561:2015).

The Eclissi\* canvas exclusively used by Corradi is available in the colours white, grey and ivory, with internal darkening layer and an embossed side with a weft effect. It is supported by intermediate tubes (4 x 5 cm cross-section). The canvas glides on runners via sliders with six offset wheels, each having a capacity of maximum 450 kg.

The toothed transmission belt inserted in each runner, with strands completely covered to withstand even salty environments, is driven by a pulley and by a single transmission shaft to ensure the uniform movement of the canvas. The traction breaking load of each belt is 894 kg.

For the version with two sliding runners a new curved canvas is available, exclusively for PERGOTENDA® MAESTRO, in addition to the canvas with loose alternating trapezoidal processing.

In the version with 3 runners the canvas can be stretched with spacers or have loose alternating trapezoidal processing. The PERGOTENDA® MAESTRO system is driven by a remote-controlled motor-reducer (electric drive). There is no manual version.

The rain water is drained off by means of a system consisting in mobile gutters positioned at the end of the canvas, a gutter integrated into the perimeter of the framework and downpipes built into the pillars.

## List of available colours:



- RAL 9010 White glossy/matt/texture
- RAL 1013 Ivory glossy/matt
- RAL 7035 Grey glossy/matt
- RAL 8019 Brown glossy/texture
- RAL 9016 White plus matt
- Dark Bronze texture
- RAL 7016 Dark Grey texture
- RAL 9005 Night texture
- Anthracite texture
- Salt & Pepper texture
- Titanium texture
- Cor10 texture
- RAL K7 and special colours glossy/matt/texture

- Spring green texture
- Graphite texture
- Dove-grey texture


PERGOTENDA® MAESTRO is also available in the *Jazz* version, featuring an integrated perimeter gutter with a chrome finish.

\* See the Corradi sample kit for other fabrics.

PERGOTENDA® MAESTRO  
2 RUNNERS



PERGOTENDA® MAESTRO  
3 RUNNERS



# PERGOTENDA® MAESTRO 2 RUNNERS WIND RESISTANCE CLASS (UNI EN 13561:2015)

## SINGLE MODULE - FREESTANDING - WITH CURVED CANVAS

PROJECTION (cm)	WIDTH (cm)		
	from 250 to 350	400/450	500/550
from 250 to 700	5	4	3

## ADDITIONAL MODULE ON WIDTH SIDE - FREESTANDING - WITH CURVED CANVAS

PROJECTION (cm)	WIDTH (cm)		
	from 250 a 350	400/450	500/550
from 235 to 685	5	4	3

## ADDITIONAL MODULE ON PROJECTION SIDE - FREESTANDING WITH CURVED CANVAS

PROJECTION (cm)	WIDTH (cm)		
	from 235 to 335	385/435	485/535
from 250 to 700	5	4	3

## SINGLE MODULE - FREESTANDING CANVAS WITH ALTERNATE TRAPEZOIDAL SLACK PACKAGE

PROJECTION (cm)	WIDTH (cm)	
	from 250 to 350	400
from 250 a 700	5	4

## ADDITIONAL MODULE ON WIDTH SIDE - FREESTANDING CANVAS WITH ALTERNATE TRAPEZOIDAL SLACK PACKAGE

PROJECTION (cm)	WIDTH (cm)	
	from 250 to 350	400
from 235 a 685	5	4

## ADDITIONAL MODULE ON PROJECTION SIDE - FREESTANDING CANVAS WITH ALTERNATE TRAPEZOIDAL SLACK PACKAGE

PROJECTION (cm)	WIDTH (cm)	
	from 235 to 335	385
from 250 to 700	5	4

# PERGOTENDA® MAESTRO 3 RUNNERS WIND RESISTANCE CLASS (UNI EN 13561:2015)

## SINGLE MODULE - FREESTANDING CANVAS WITH ALTERNATE TRAPEZOIDAL SLACK PACKAGE

PROJECTION (cm)	WIDTH (cm)			
	400/450	500/550	600/650	700
	from 250 to 450	5	5	5
	500	5	5	4
	550	5	5	4
	600	5	4	3
	650	4	4	3
	700	4	3	3

## ADDITIONAL MODULE ON WIDTH SIDE - FREESTANDING CANVAS WITH ALTERNATE TRAPEZOIDAL SLACK PACKAGE

PROJECTION (cm)	WIDTH (cm)			
	400/450	500/550	600/650	700
	from 235 to 435	5	5	5
	485	5	5	4
	535	5	5	4
	585	5	4	3
	635	4	4	3
	685	4	3	3

## ADDITIONAL MODULE ON PROJECTION SIDE - FREESTANDING CANVAS WITH ALTERNATE TRAPEZOIDAL SLACK PACKAGE

PROJECTION (cm)	WIDTH (cm)			
	385/435	485/535	585/635	685
	from 250 to 450	5	5	5
	500	5	5	4
	550	5	5	4
	600	5	4	3
	650	4	4	3
	700	4	3	3

## SINGLE MODULE - FREESTANDING TAUT CANVAS WITH SPACERS

PROJECTION (cm)	WIDTH (cm)		
	500/550	600/650	700
	from 250 to 450	5	5
	500	5	4
	550	5	4
	600	4	3
	650	4	3
	700	3	3

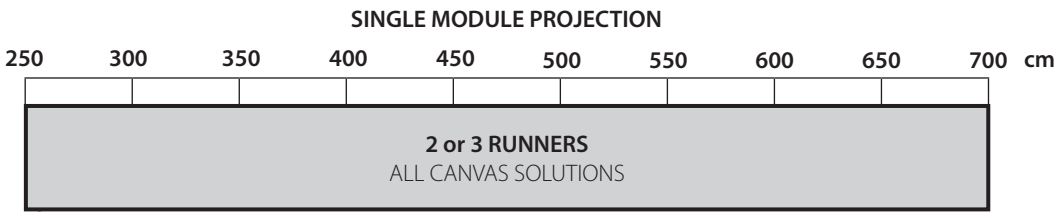
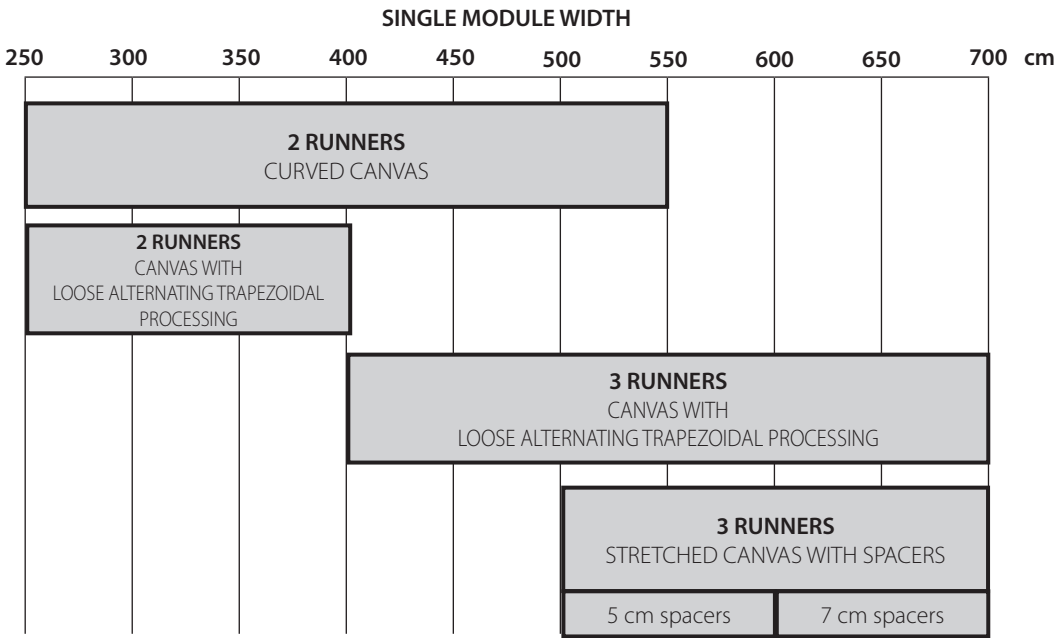
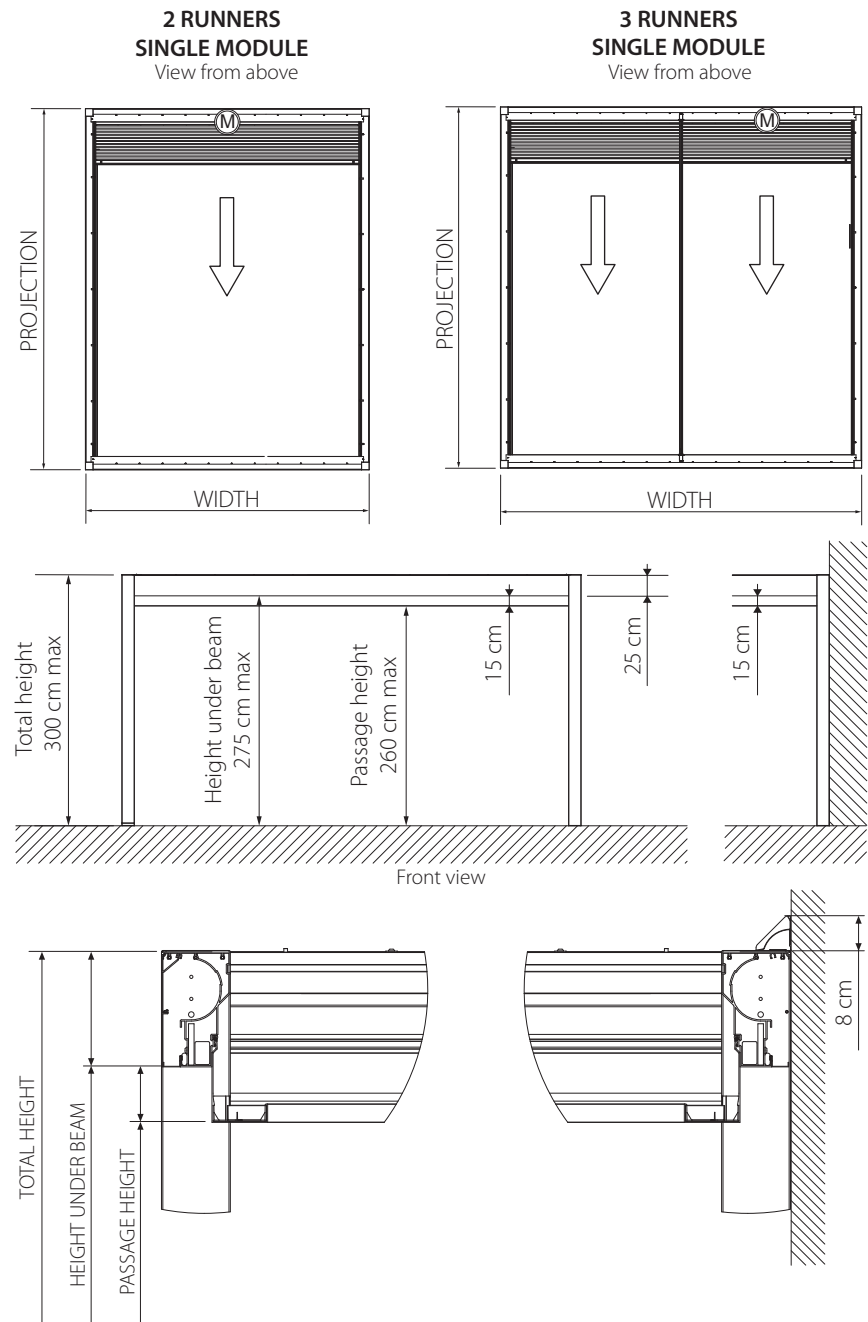
## ADDITIONAL MODULE ON WIDTH SIDE - FREESTANDING TAUT CANVAS WITH SPACERS

PROJECTION (cm)	WIDTH (cm)		
	500/550	600/650	700
	from 235 to 435	5	5
	485	5	4
	535	5	4
	585	4	3
	635	4	3
	685	3	3

## ADDITIONAL MODULE ON PROJECTION SIDE - FREESTANDING TAUT CANVAS WITH SPACERS

PROJECTION (cm)	WIDTH (cm)		
	485/535	585/635	685
	from 250 to 450	5	5
	500	5	4
	550	5	4
	600	4	3
	650	4	3
	700	3	3

PERGOTENDA® MAESTRO MINIMUM AND MAXIMUM DIMENSIONS AND TYPE OF CANVAS PROCESSING



NOTE:

The additional module on the WIDTH side has a maximum PROJECTION that is 15 cm smaller than the single module.  
The additional module on the PROJECTION side has a maximum WIDTH that is 15 cm smaller than the single module.

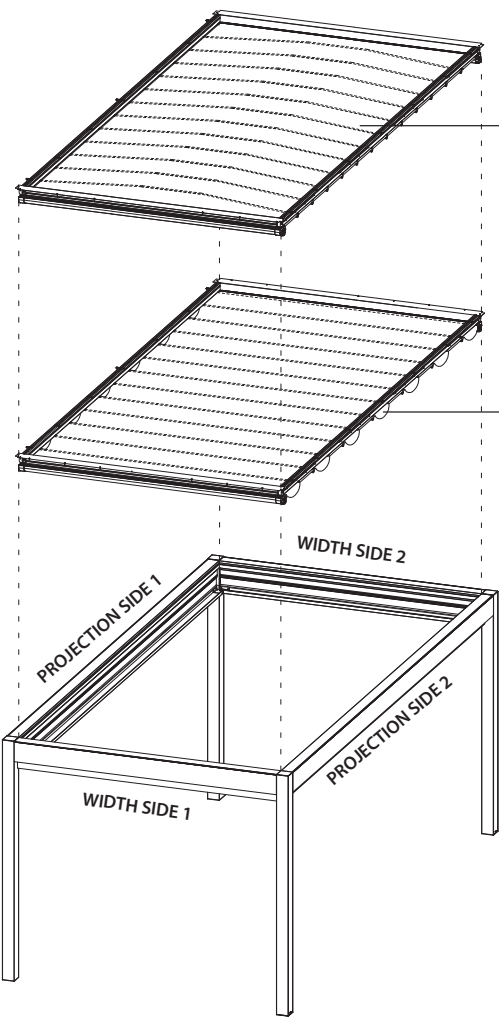
ADDITIONAL INFORMATION

	MAXIMUM RUNNER CENTRES BETWEEN INTERMEDIATE TUBES	DRIVE
2 Runners - Curved canvas	50 cm	Electric type 2
2 Runners - Canvas with loose alternating trapezoidal processing	44 cm	Electric type 1
3 Runners - Canvas with loose alternating trapezoidal processing	44 cm	Electric type 1
3 Runners - Stretched canvas with spacers	43 cm	Electric type 2



# PERGOTENDA® MAESTRO 2 OR 3 RUNNERS - SINGLE MODULE - SELF-SUPPORTING

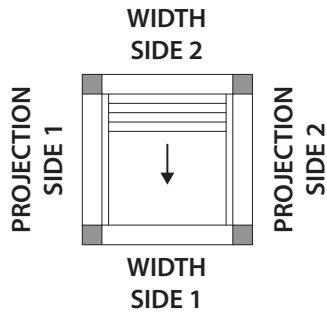
## 2 RUNNERS



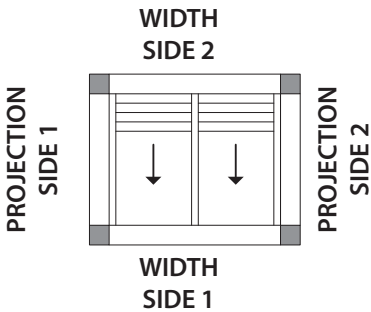
### VERSION WITH CURVED CANVAS

THE "WRINKLING" OF THE CANVAS DURING STACKING IS NOT A DEFECT, BUT RATHER A FEATURE.

### VERSION WITH CANVAS WITH LOOSE ALTERNATING TRAPEZOIDAL PROCESSING



SINGLE MODULE  
SELF-SUPPORTING - 2 RUNNERS



SINGLE MODULE  
SELF-SUPPORTING - 3 RUNNERS

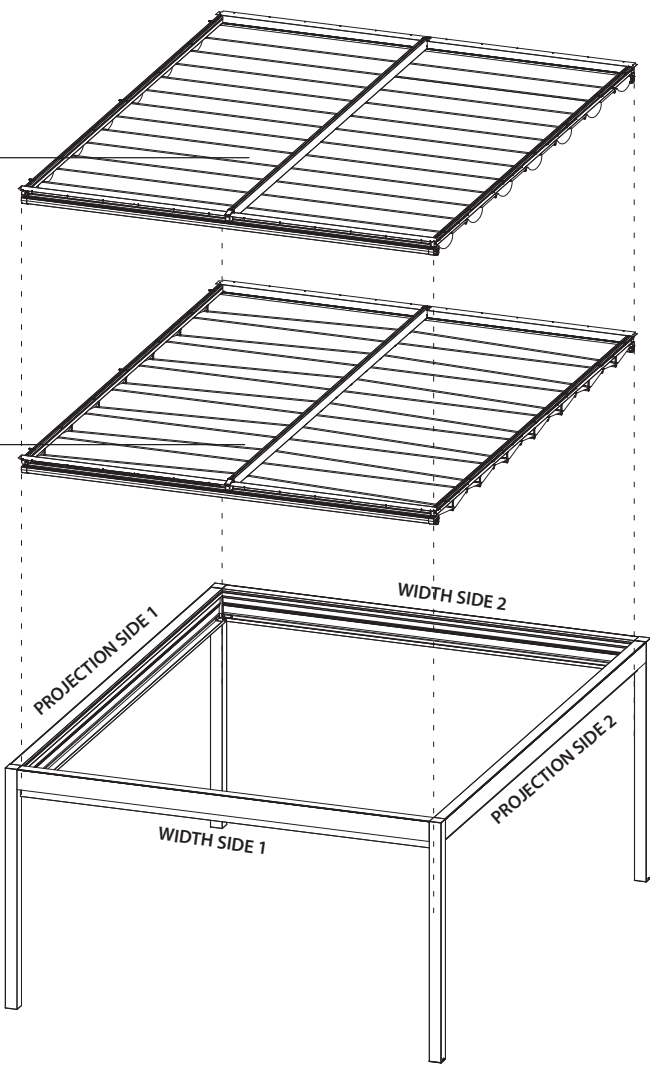
The PROJECTION side is always perpendicular to the direction of the sliding canvas.

## 3 RUNNERS

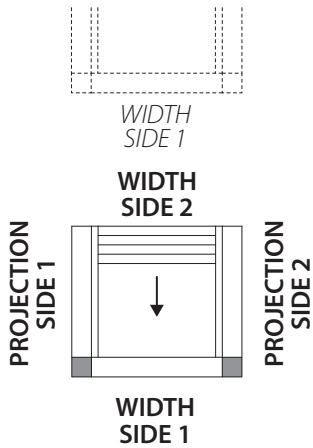
### VERSION WITH CANVAS WITH LOOSE ALTERNATING TRAPEZOIDAL PROCESSING

### VERSION WITH STRETCHED CANVAS WITH SPACERS

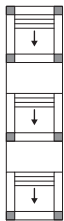
THE SMALL "WRINKLING" OF THE CANVAS DURING STACKING IS NOT A DEFECT, BUT RATHER A FEATURE.



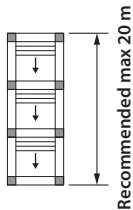
# PERGOTENDA® MAESTRO - ADDITIONAL MODULE ON THE WIDTH SIDE - SELF-SUPPORTING



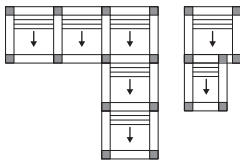
ADDITIONAL MODULE ON THE WIDTH SIDE  
SELF-SUPPORTING



Additional modules on the WIDTH side are always anchored to the WIDTH SIDE 1 side of the module to which they are added.

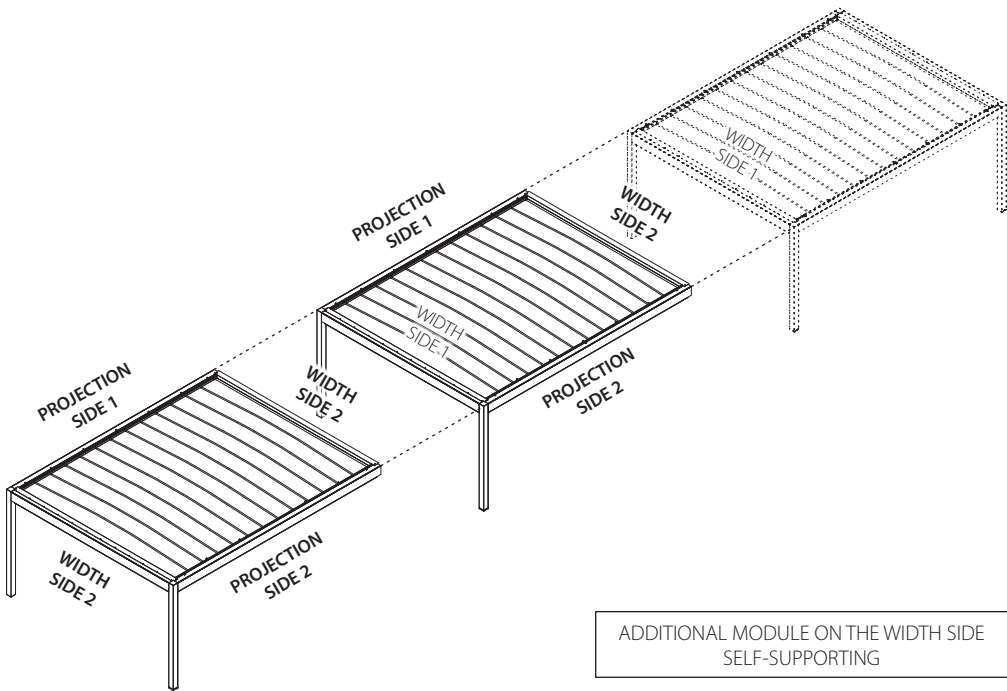


It is possible to add to a module as many additional modules to the WIDTH side as you want.  
However, it is recommended not to reach a total size on the PROJECTION side of more than 20 metres.

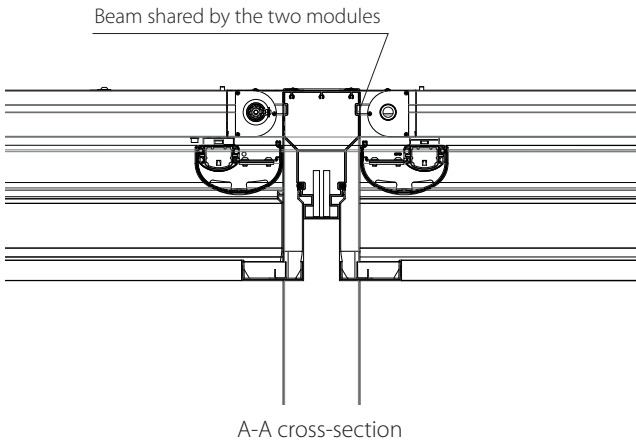
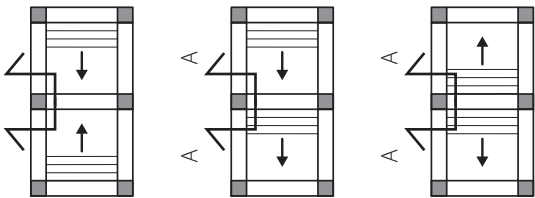


For the following configurations, prices and feasibility can be requested to **your sales contact**

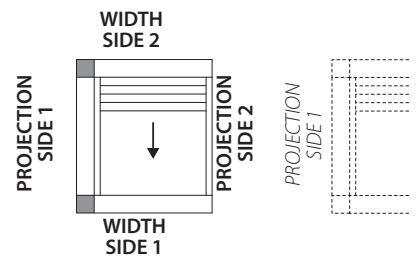
The additional modules have to be ordered at the same time as the modules they will be anchored to.



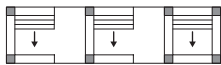
ADDITIONAL MODULE ON THE WIDTH SIDE  
SELF-SUPPORTING



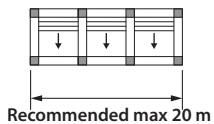
# PERGOTENDA® MAESTRO - ADDITIONAL MODULE ON THE PROJECTION SIDE - SELF-SUPPORTING



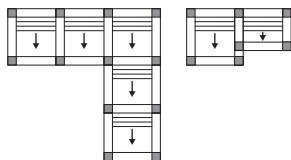
ADDITIONAL MODULE  
ON PROJECTION SIDE  
SELF-SUPPORTING



Additional modules on the PROJECTION side can be anchored to the PROJECTION SIDE 1 side of the module to which they are being added.

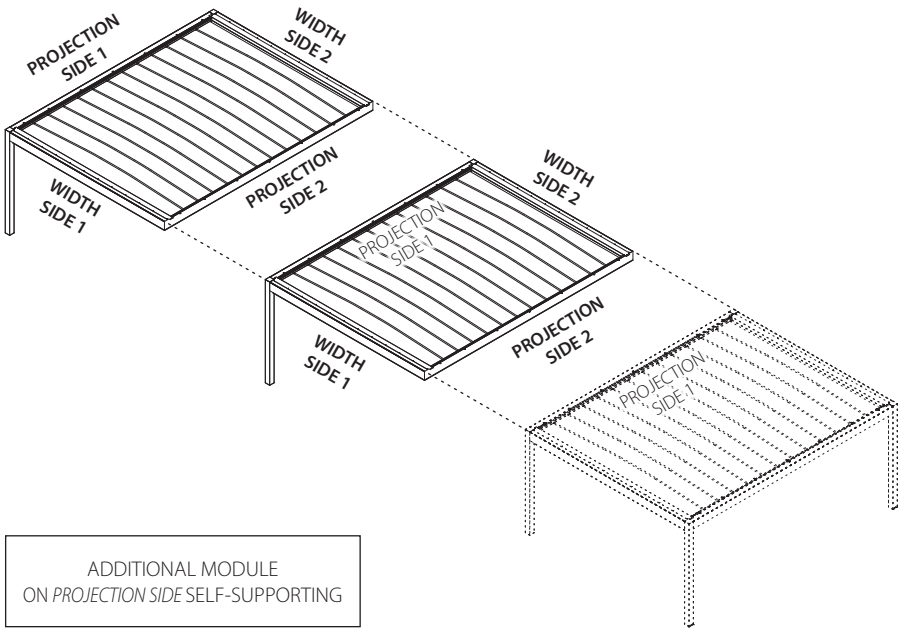


It is possible to add to a module as many additional modules to the PROJECTION **side as you want**. However, it is recommended not to reach a total size on the WIDTH side of more than 20 metres

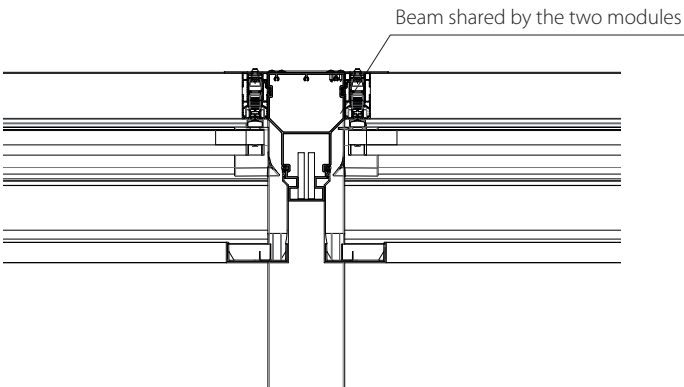
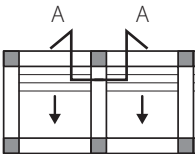


For the following configurations, prices and feasibility can be requested to **your sales contact**

The additional modules have to be ordered at the same time as the modules they will be anchored to.



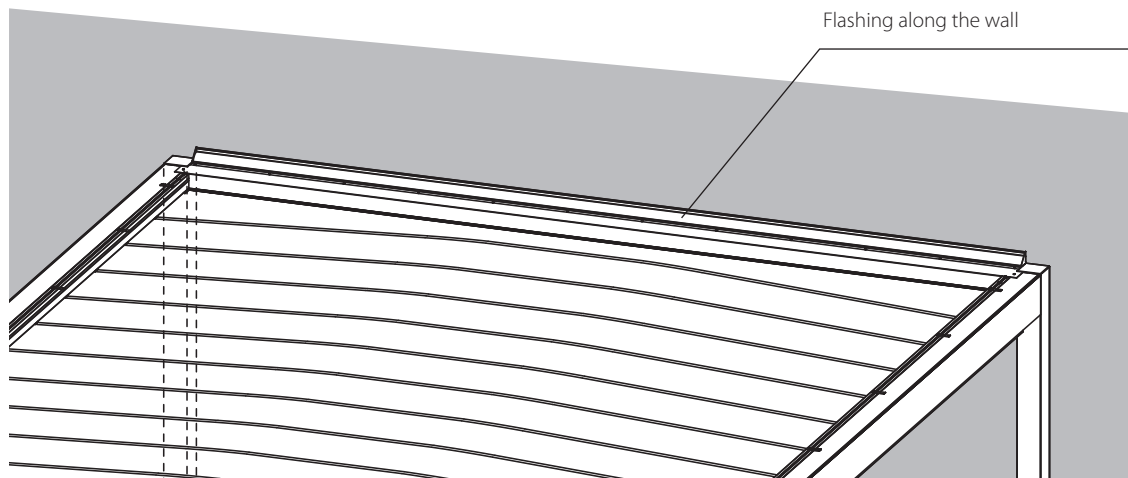
ADDITIONAL MODULE  
ON PROJECTION SIDE SELF-SUPPORTING



A-A cross-section

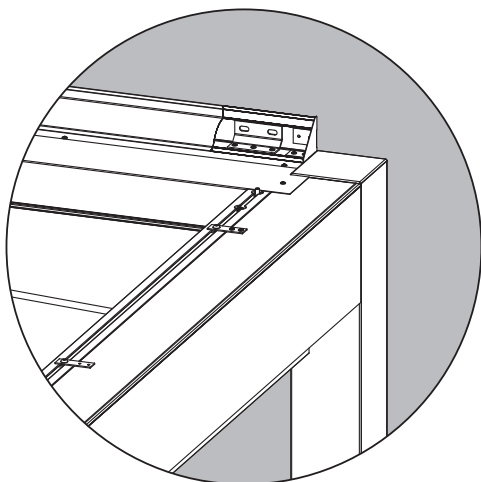
# PERGOTENDA® MAESTRO AGAINST A WALL, KEEPING ALL THE PILLARS

PERGOTENDA® MAESTRO can be set against the wall **while keeping all the pillars** of the self-supporting version by applying flashing to the beams touching the wall.

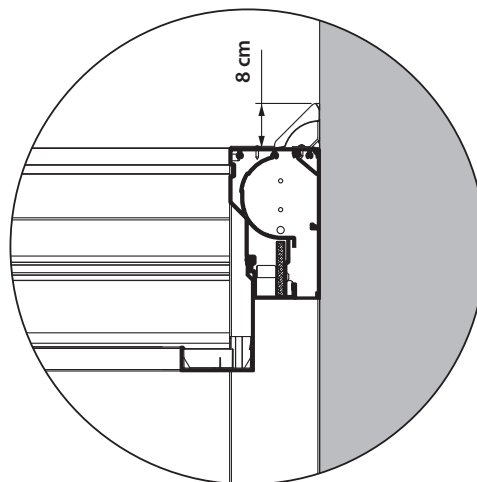


**NOTE:** All wall versions with pillars presented in the previous pages can be placed on one or two adjoining walls, using this fixing and covering system, of the side positioned against the wall.

**ATTENTION:** structures ordered in this configuration will not be supplied with beam and pillar covers for the wall side.



AXONOMETRIC PROJECTION DETAIL OF THE WALL FLASHING

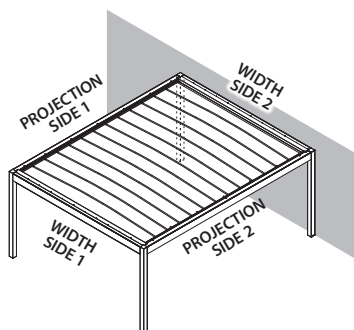


DETAIL OF WALL FLASHING CROSS-SECTION

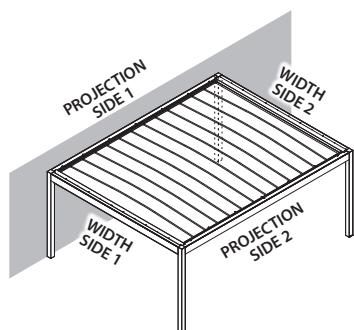
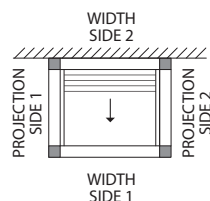
**\* ATTENTION:** All versions positioned on the projection side or the connected frameworks, or those positioned against 2 adjoining walls are more difficult to assemble since it is not possible to reach the pillar from the side. In these cases it is necessary to have at least 50 cm free above the framework to access the pillar from above during installation and maintenance (see following page).

# PERGOTENDA® MAESTRO 2/3 RUNNERS - AGAINST A WALL, KEEPING ALL THE PILLARS

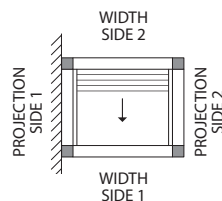
## POSSIBLE CONFIGURATIONS:



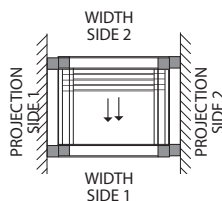
SINGLE MODULE  
WIDTH SIDE AGAINST THE WALL  
KEEPING ALL THE PILLARS



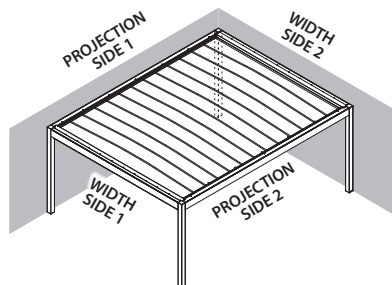
\* SINGLE MODULE  
PROJECTION SIDE AGAINST THE WALL  
KEEPING ALL THE PILLARS



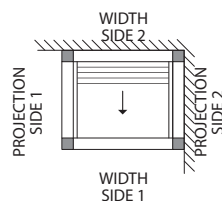
AGAINST THE WALL  
ON THE PROJECTION SIDE 1



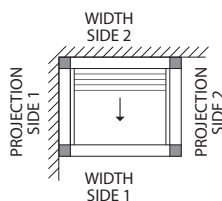
AGAINST THE WALL  
ON THE PROJECTION SIDE 2



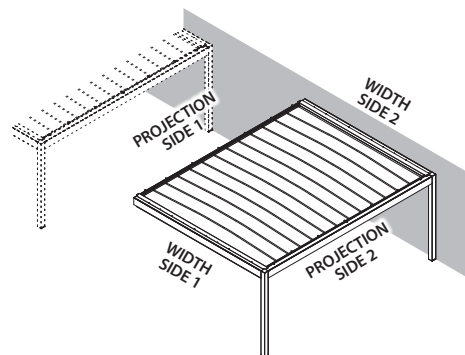
\* SINGLE MODULE  
PROJECTION AND WIDTH SIDES AGAINST THE WALL  
KEEPING ALL THE PILLARS



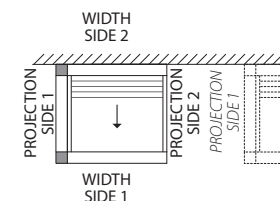
AGAINST THE WALL  
ON THE PROJECTION SIDE 2  
AND WIDTH SIDE 2



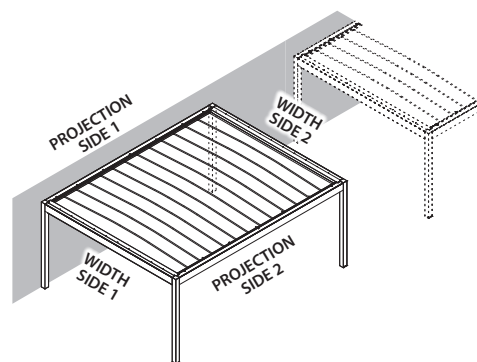
AGAINST THE WALL  
ON THE PROJECTION SIDE 1  
AND WIDTH SIDE 2



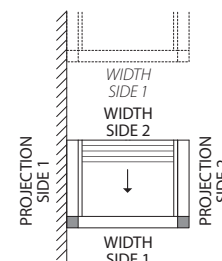
ADDITIONAL MODULE ON THE PROJECTION SIDE  
WIDTH SIDE AGAINST THE WALL  
KEEPING ALL THE PILLARS



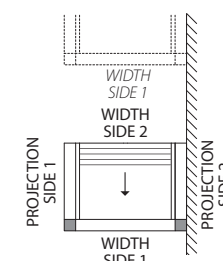
ADDITIONAL MODULE  
ON THE WIDTH SIDE 1 SIDE  
OF THE OTHER MODULE



\* ADDITIONAL MODULE ON THE WIDTH SIDE  
PROJECTION SIDE AGAINST THE WALL  
KEEPING ALL THE PILLARS

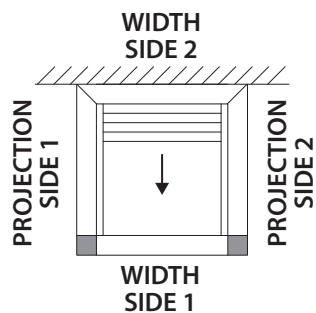


AGAINST THE WALL  
ON THE PROJECTION SIDE 1

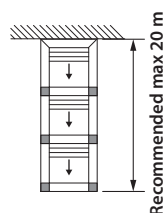
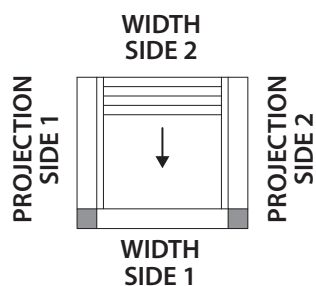


AGAINST THE WALL  
ON THE PROJECTION SIDE 2

# PERGOTENDA® MAESTRO - SINGLE MODULE - AGAINST A WALL WITHOUT PILLARS

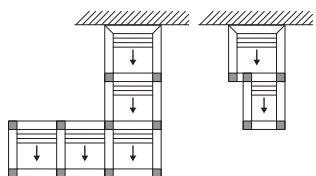


POSSIBLE ADDITIONAL MODULE ON THE WIDTH SIDE  
(SEE SELF-SUPPORTING ADDITIONAL MODULE)



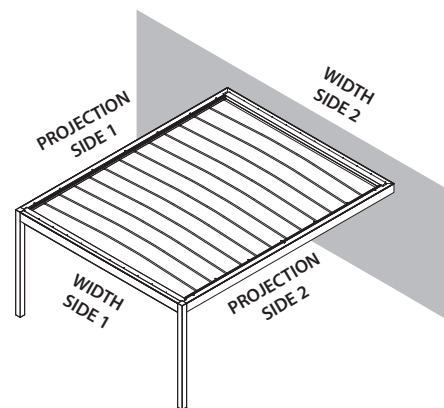
It is possible to add to a module as many additional modules to the **side as you want**. However, it is recommended not to reach a total size on the side of more than 20 metres

**ATTENTION: It is not possible to lean to two adjacent walls**



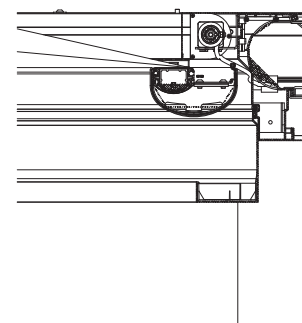
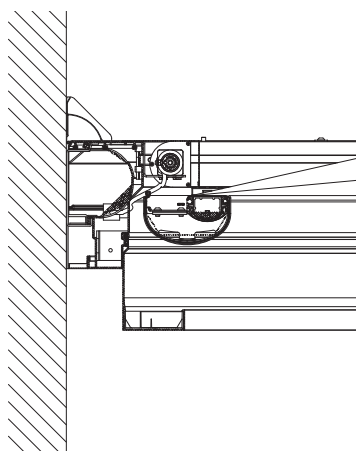
For the following configurations, prices and feasibility can be requested to **your sales contact**

The additional modules have to be ordered at the same time as the modules they will be anchored to.

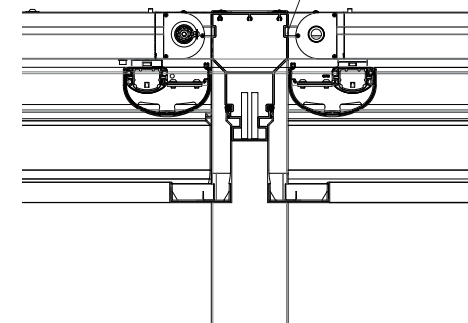


2 or 3 RUNNERS - SINGLE MODULE  
WIDTH SIDES AGAINST THE WALL

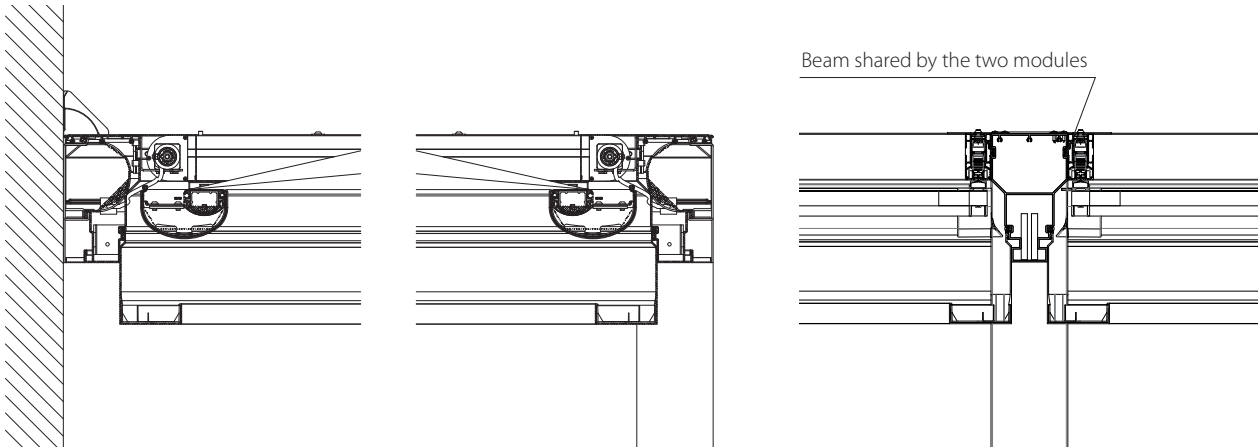
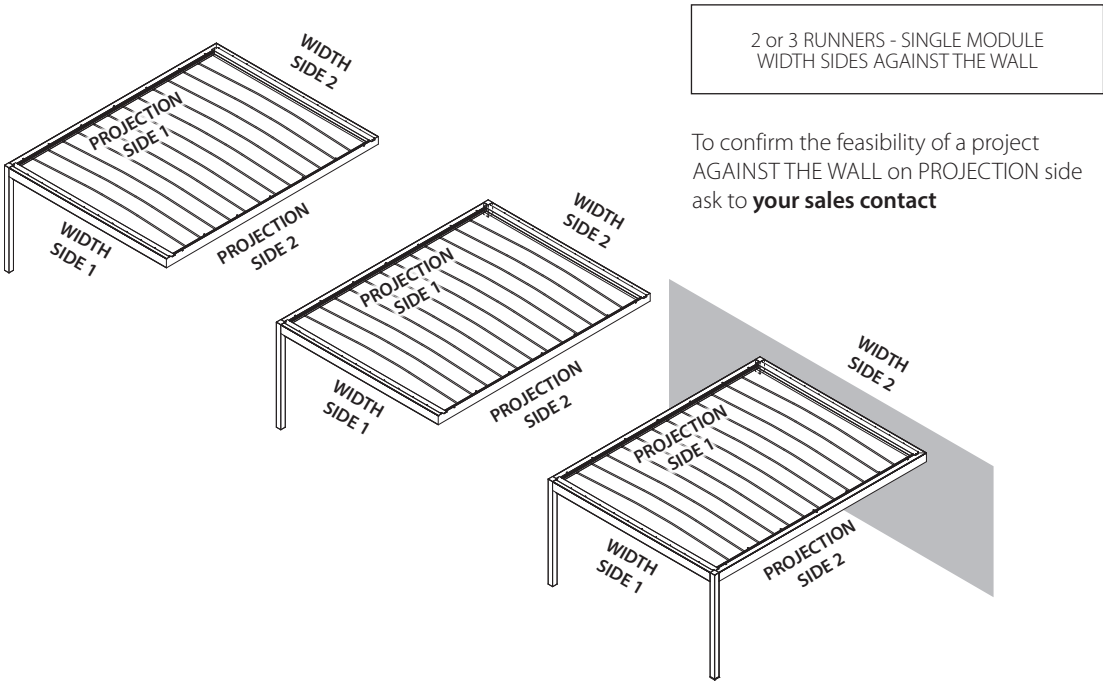
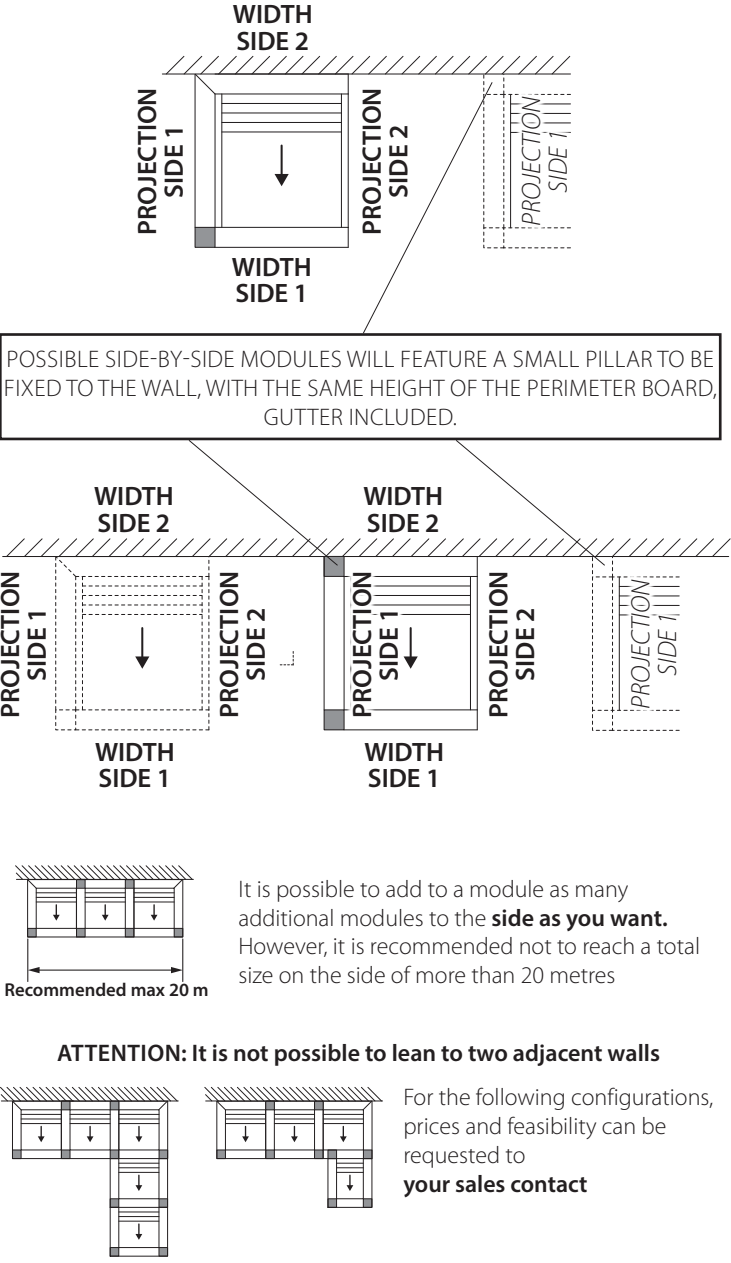
To confirm the feasibility of a project  
AGAINST THE WALL on PROJECTION side  
ask to **your sales contact**



Beam shared by the two modules

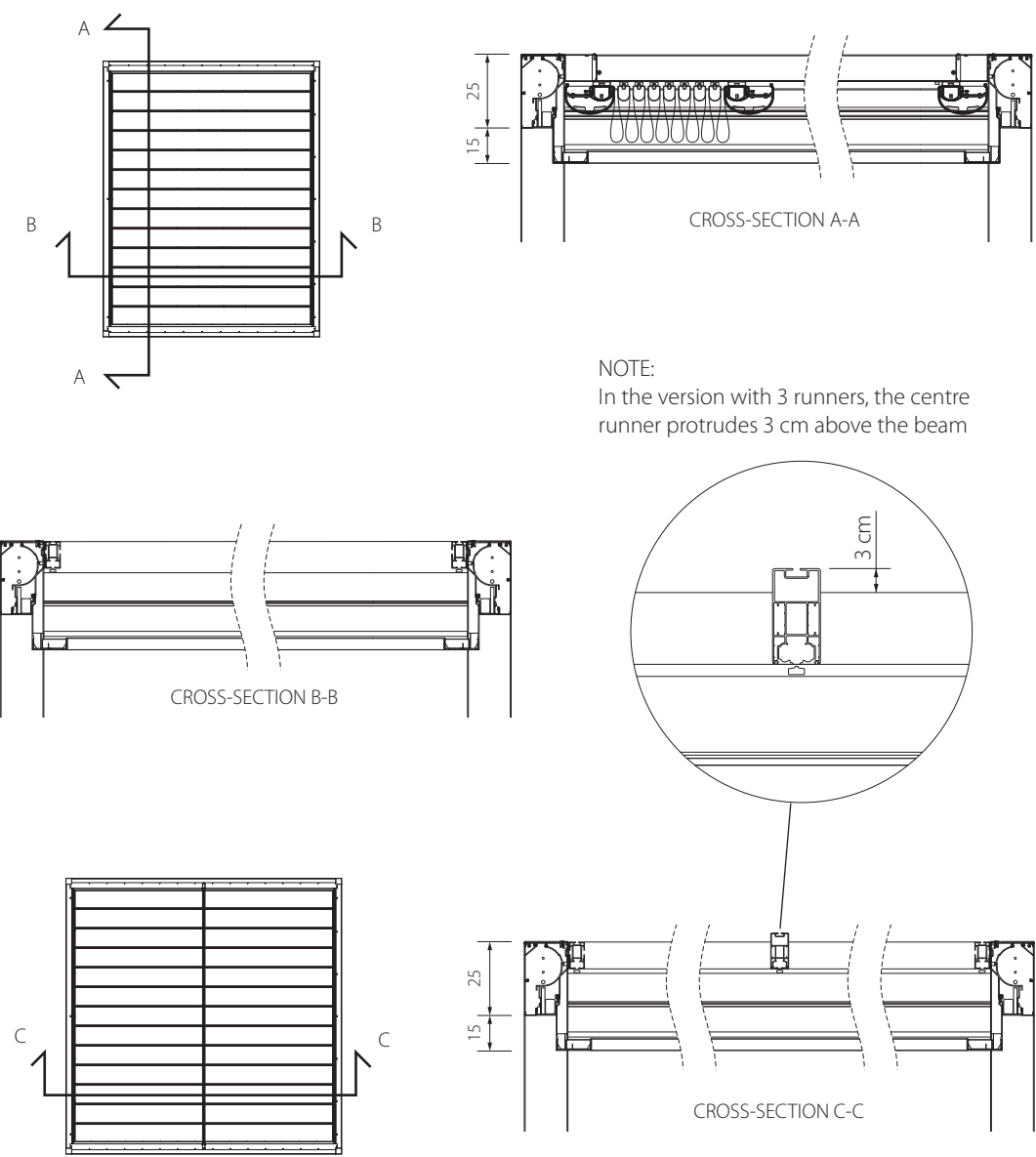


# PERGOTENDA® MAESTRO - ADDITIONAL MODULE ON THE WIDTH SIDE - AGAINST A WALL WITHOUT PILLARS

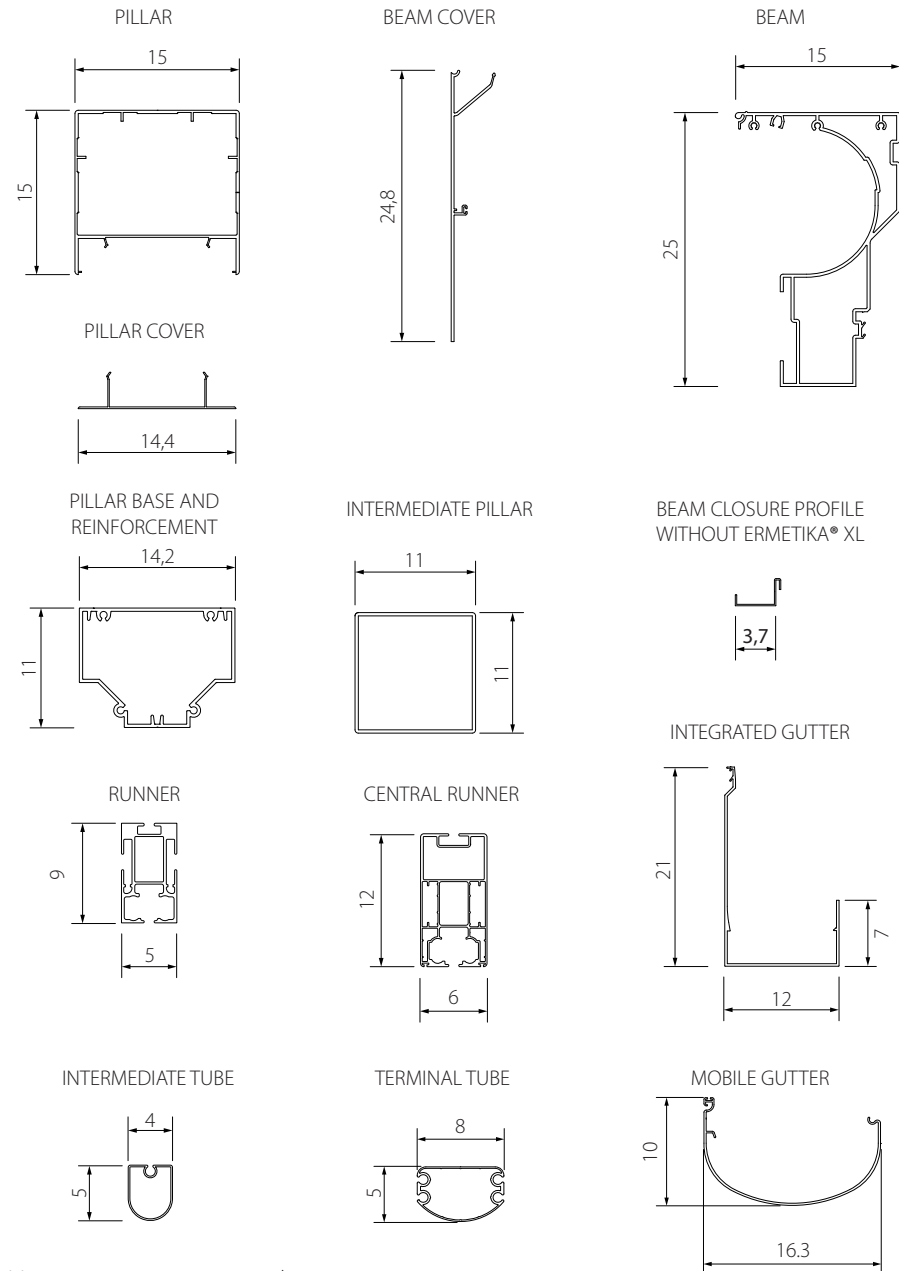




# PERGOTENDA® MAESTRO DIMENSIONS



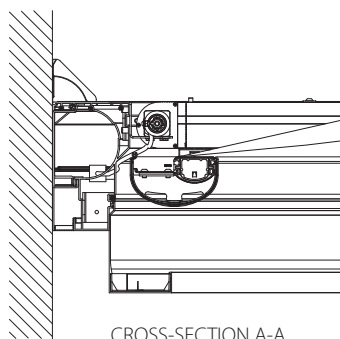
## PROFILE CROSS-SECTION



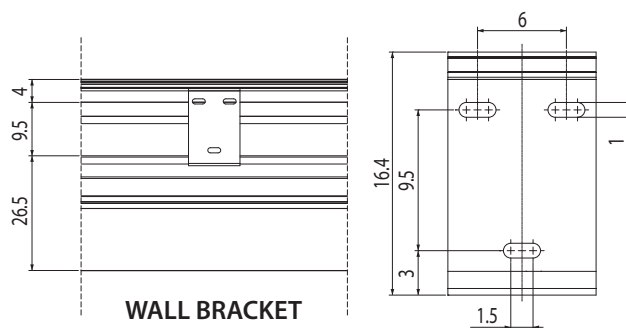
Measurements are expressed in cm

# PERGOTENDA® MAESTRO DIMENSIONS

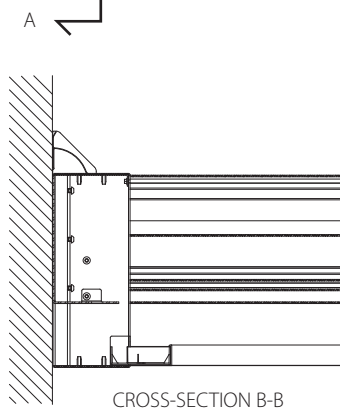

Measurements are expressed in cm



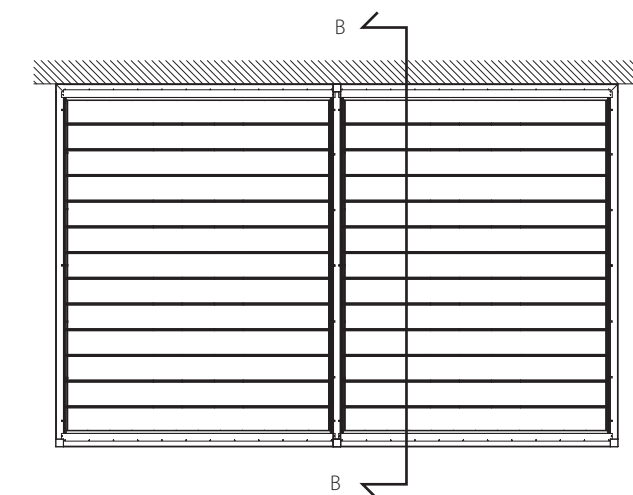
CROSS-SECTION A-A



WALL BRACKET



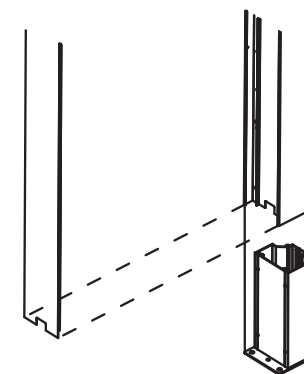
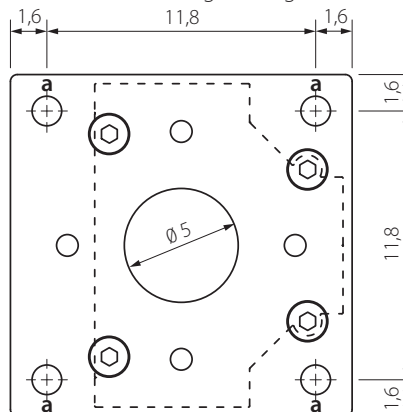
CROSS-SECTION B-B



WALL PILLAR

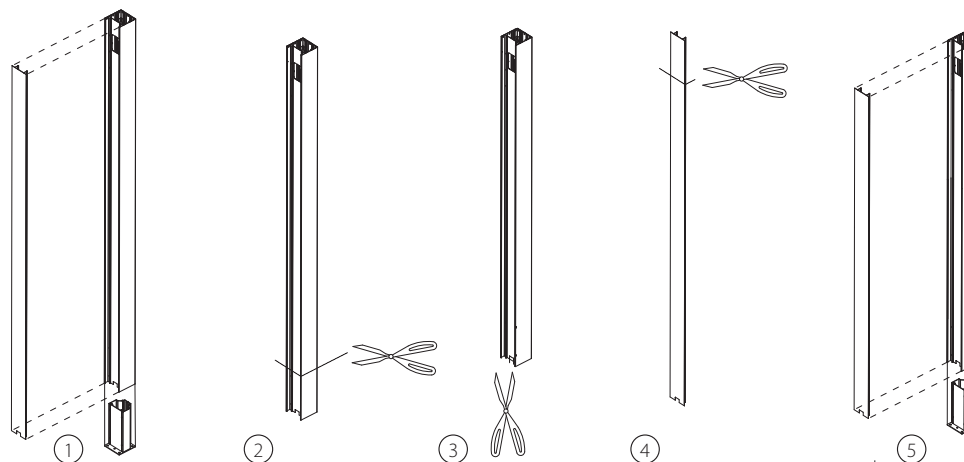
## DETAILS OF GROUND ANCHORING

**a** holes for fastening to the ground  $\varnothing 13$  mm



To change the pillar in the building site it is necessary to order the pillar with water drainage on the ground/no water drainage, or with water drainage on the PROJECTION side. If you need to level a pillar with water drainage on the PROJECTION side do the following:

- ① Disassemble the pillar by removing the base and the outer cover
- ② Cut the pillar in the low side
- ③ Drill 4 new holes with a 9 mm drill bit. Make a cut on the inner wall equal to the original size to allow water to flow out
- ④ Cut the outer cover in the upper side so as to have a length equal to that of the pillar
- ⑤ Assemble the pillar as indicated in the Installation Manual



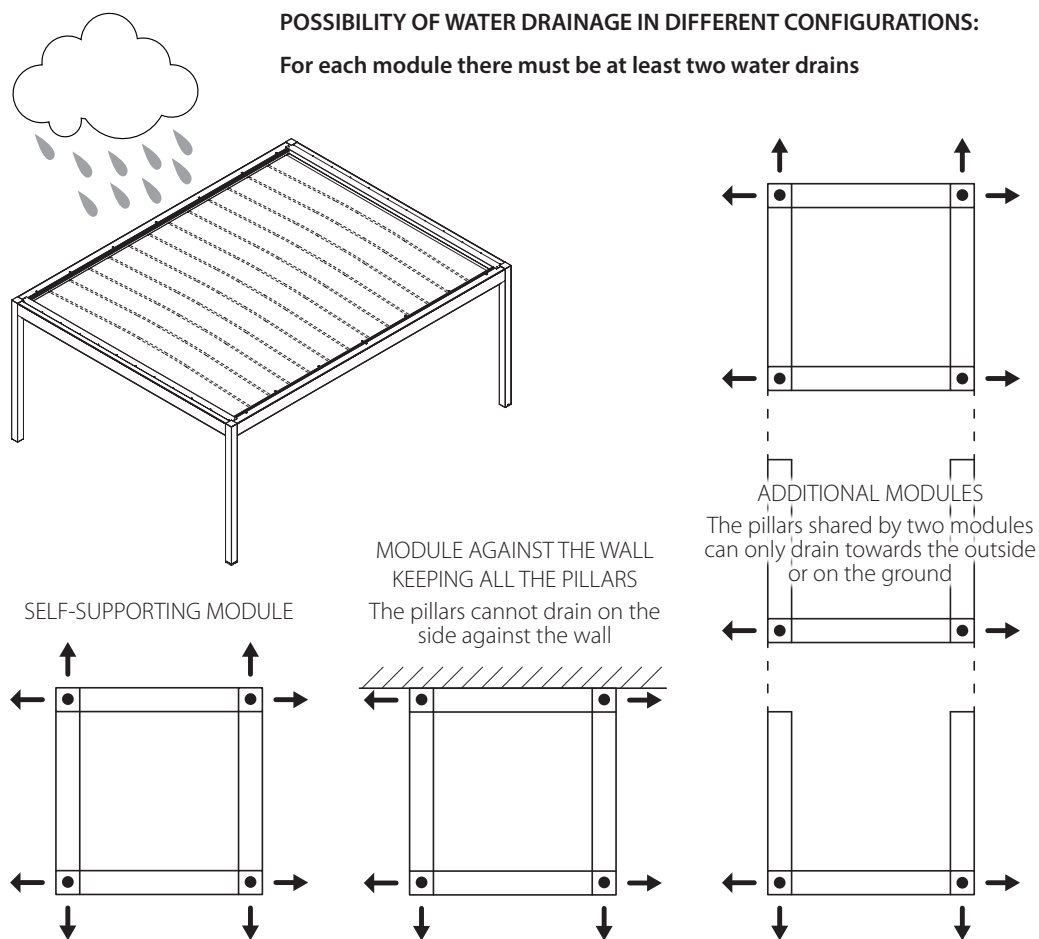
# PERGOTENDA® MAESTRO WATER DRAINAGE

The curved cover of a professionally installed PERGOTENDA® MAESTRO, with a maximum width of 5500 mm and a depth (overhang) of 4050 mm, has been tested with a constant and diffused water spraying equal to 5000 l/h. The cover did not suffer any progressive deformation due to the accumulation of about 220 l/h/m<sup>2</sup> of water.

Furthermore, the PERGOTENDA® system features a lower drip guard in order to stop water from returning towards the internal edge of the canvas in case of low-intensity rain.

Its water drainage system, with 2 perfectly maintained open drainages and a perfectly flat gutter, is able to discharge about 3700 litres/hour and guarantees to all systems with any dimension a value that is considerably higher than class 2 (according to EN 13561:2015), equal to 56 l/h/m<sup>2</sup>.

All systems are equipped with drip guards inside the gutters, which minimize any splashes when the water falls into the gutter.



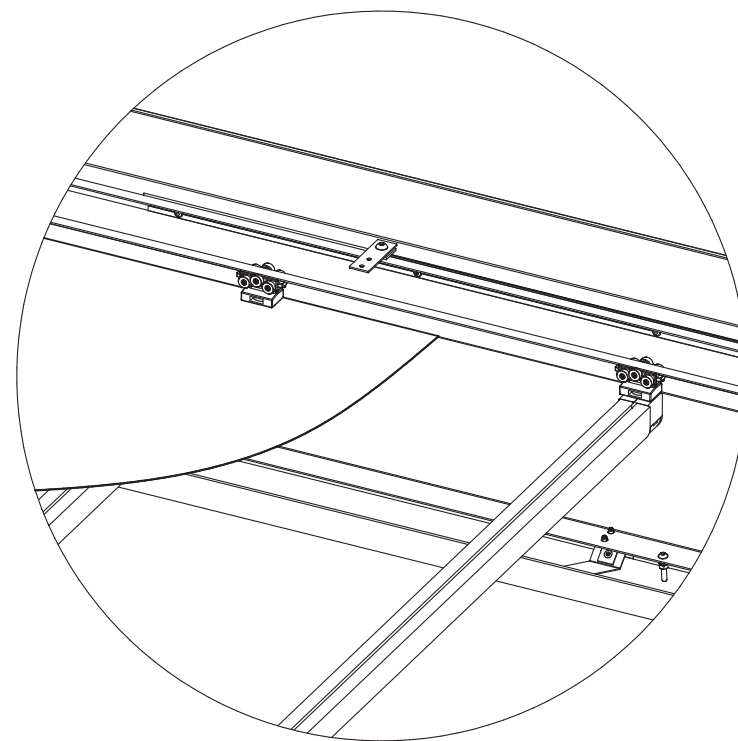
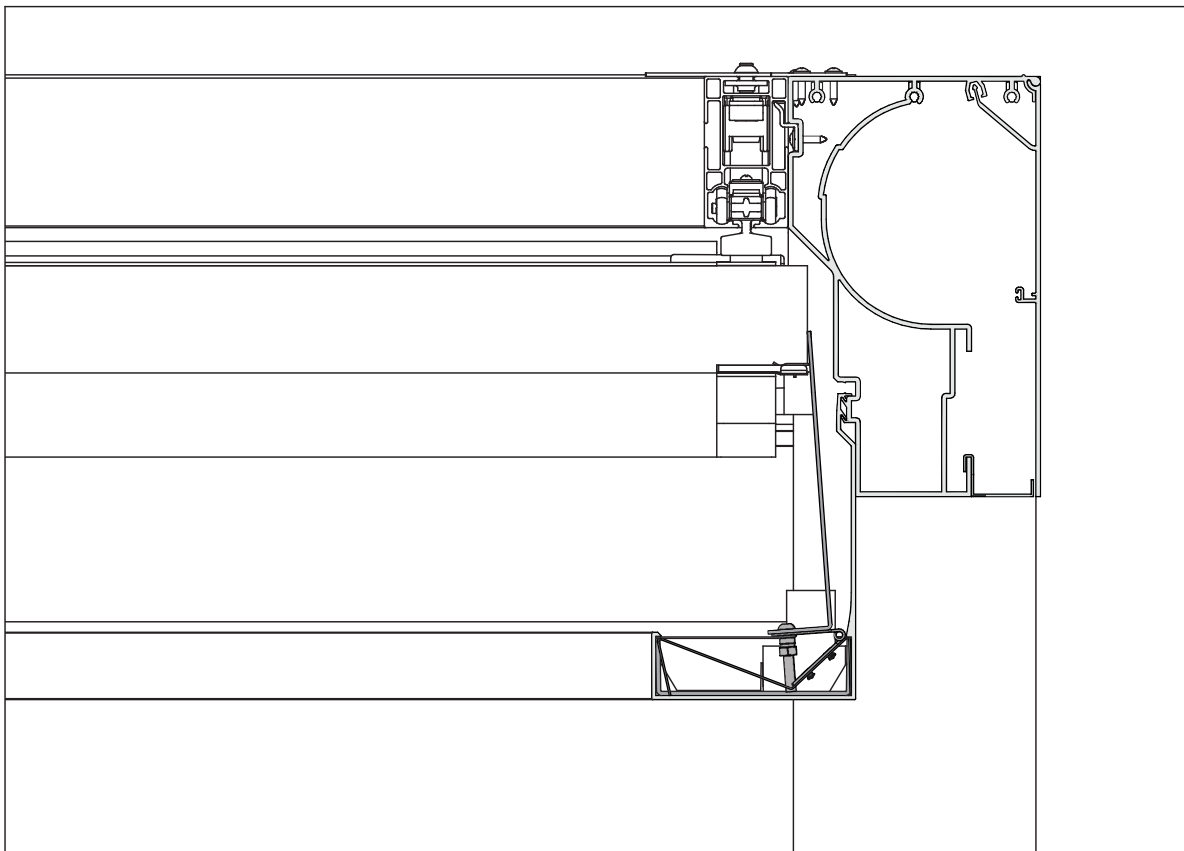
For each pillar you can choose **ONLY ONE** of the following three solutions:

<b>1</b> 	<b>WATER DRAINAGE ON PROJECTION SIDE</b> The pillar is drilled on the PROJECTION side  Detail of ground attachment  The conveyor positioned on the gutter integrated into the perimeter in correspondence with the pillar must be cut
<b>2</b> 	<b>WATER DRAINAGE ON WIDTH SIDE</b> The pillar is drilled on the WIDTH side  Detail of ground attachment  The conveyor positioned on the gutter integrated into the perimeter in correspondence with the pillar must be cut
<b>3</b> 	<b>GROUND DRAINAGE / NO DRAINAGE</b> If on the order form for the pillar the water drainage is not indicated either on the PROJECTION side or on the WIDTH side, no hole is drilled in the pillar and it is possible to implement two solutions directly at the building site: <div> <b>Ground drainage</b>              Detail of ground attachment  <b>The hole on the base plate acts as a drain and must be connected to the rainwater drainage network</b>              The conveyor positioned on the gutter integrated into the perimeter in correspondence with the pillar must be cut         </div> <div> <b>No drainage</b>              Detail of ground attachment  <b>The hole in the base plate must be sealed at the building site</b>              The conveyor positioned on the gutter integrated into the perimeter in correspondence with the pillar <b>MUST NOT</b> be cut         </div>

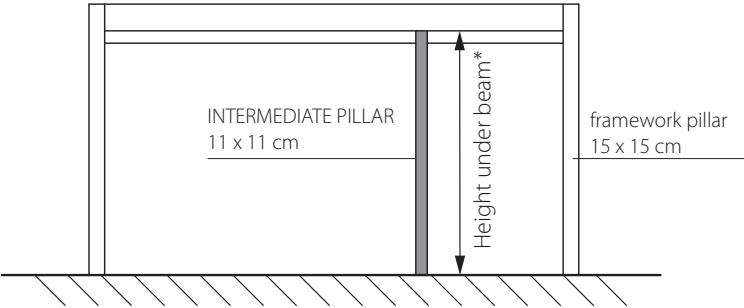
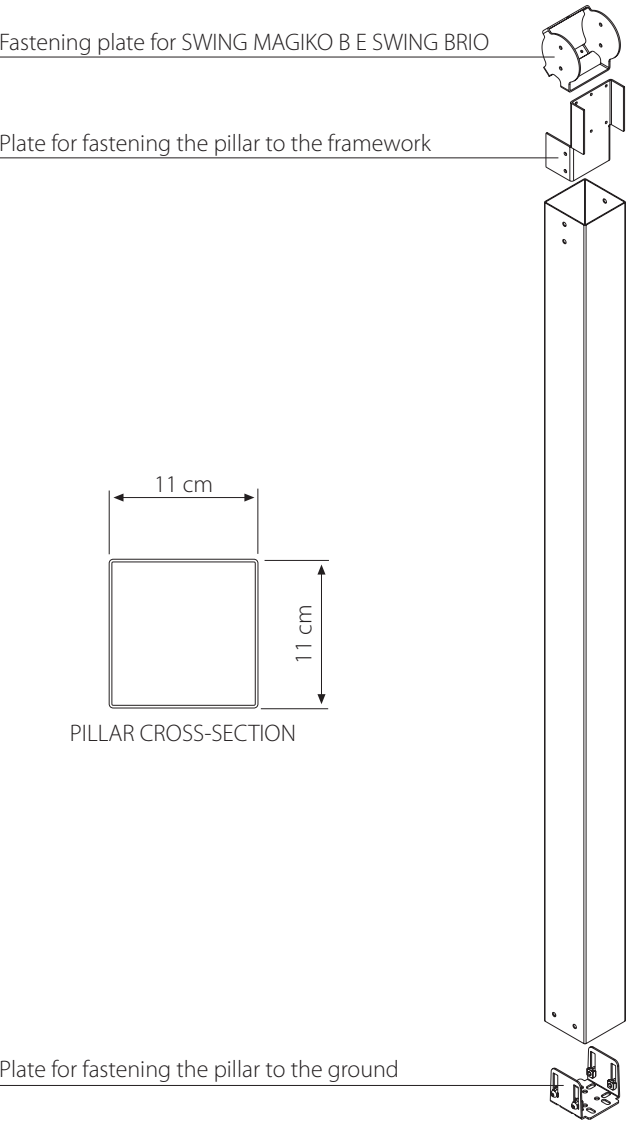
## PERGOTENDA® MAESTRO – ANTI-REBOUND SYSTEM

It is composed by an aluminum profile, running along the projection sides.

When the canvas is open, the anti-rebound barrier is tightly positioned on the external part of the side drip-collection rim. In case of rain, it minimise the water rebound distance inside the gutter.

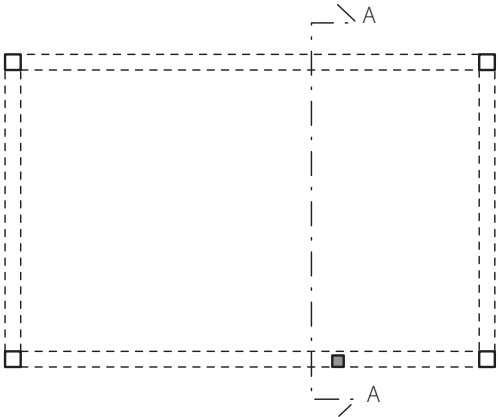
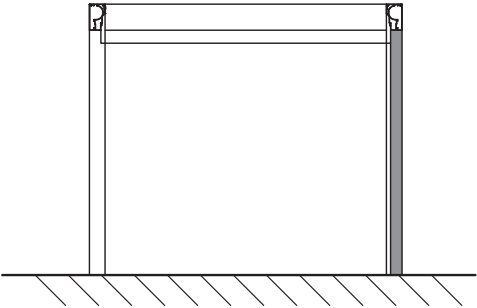


# PERGOTENDA® MAESTRO INTERMEDIATE PILLAR FOR CLOSURES



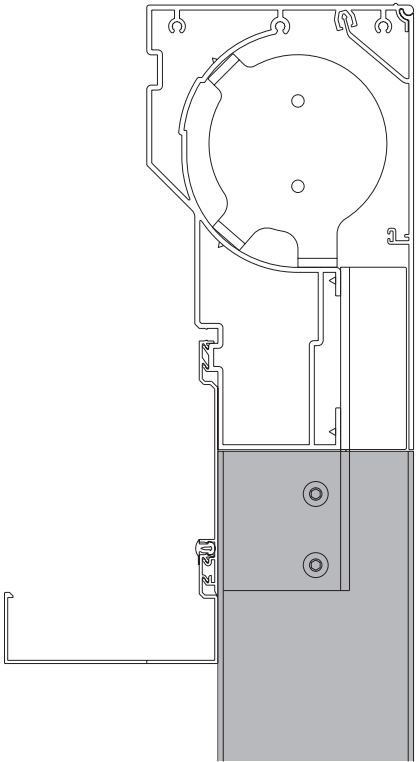
FRONT VIEW OF PERGOTENDA® MAESTRO  
WITH INSERTION  
OF INTERMEDIATE PILLAR FOR CLOSURES

\*Height intermediate pillar = Height under beam



PLAN VIEW OF PERGOTENDA® MAESTRO  
WITH INSERTION  
OF INTERMEDIATE PILLAR FOR CLOSURES

The intermediate pillar is placed at the outer edge  
of the framework



Detail of the intermediate pillar attached to the beam

# PERGOTENDA® MAESTRO SWING BRIO - VERTICAL CLOSURES

SWING BRIO is a vertical closure that can be rolled up on runners custom-made for PERGOTENDA® MAESTRO with the purpose of protecting from sun, rain and wind, composed of aluminium structure and roll-up canvas.

The protection cassette completely integrated in the structure can be inspected for check and maintenance of the roller tube with 78 and 100 mm diameters depending on the width.

The side runners with very small dimensions (33x63 mm) are separable and provided with canvas fastening system.

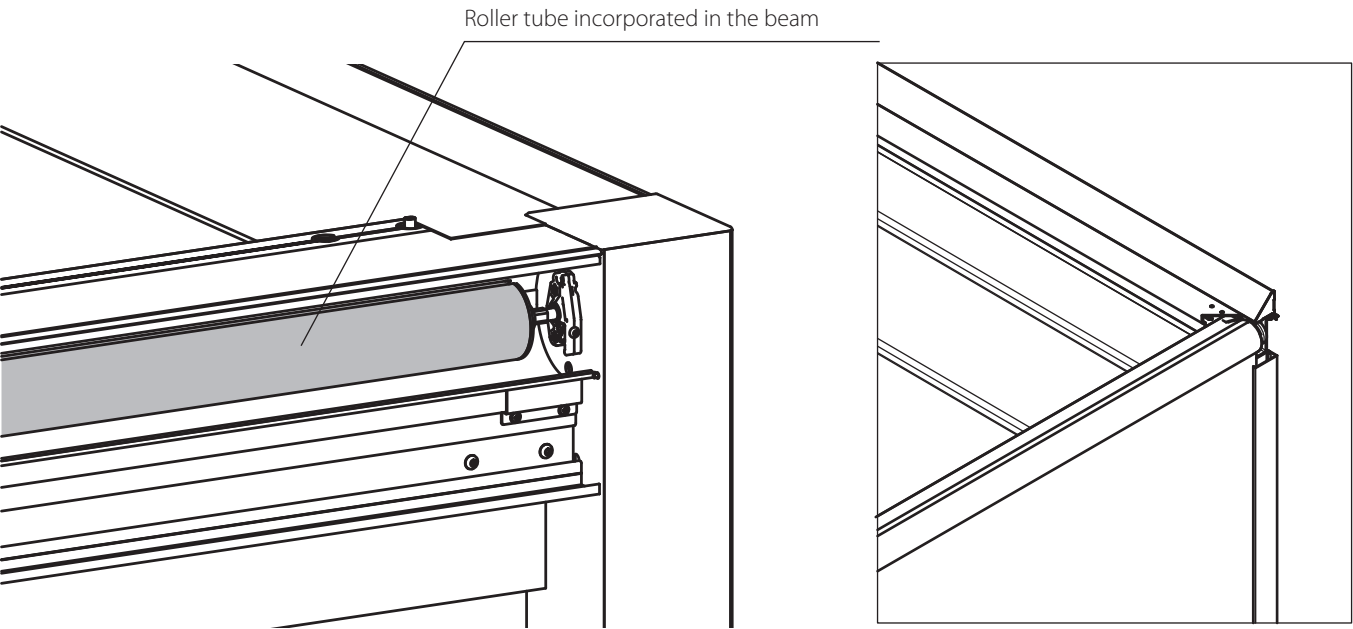
There are automatic (patented) blocks for the fabric tensioning (which can be disconnected during installation).

SWING BRIO is driven by a 220 Volt motor reducer (electric drive) with integrated receiver.

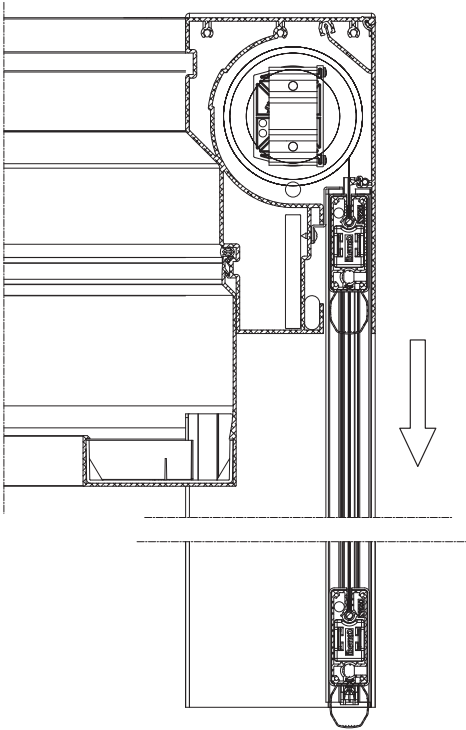
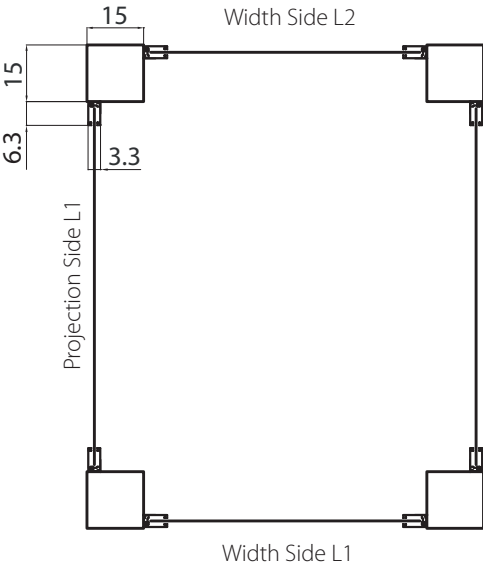
**Note:** SWING BRIO motor in MAESTRO applications is always fitted on the RH (view from inside the structure).

SWING BRIO CANVAS FABRIC

	Maximum width (cm)	Fabric type
SWING BRIO Cristal	500	Cristal, Cristal M2 and Cristal RES
SWING Brio Filtering	500	Sunworker, Soltis 86, Insect screen, Eclissi (white, ivory, grey), Lac 650 SL, Precontraint 302 Matt
SWING Brio Filtering	600	Glassrope



PERGOTENDA® MAESTRO fastened to the wall with SWING BRIO



# PERGOTENDA® MAESTRO SWING MAGIKO<sup>B</sup> - VERTICAL CLOSURES

SWING MAGIKO B is a vertical closure that can be rolled up on runners custom-made for PERGOTENDA® MAESTRO with the purpose of protecting from sun, rain and wind, composed of aluminium structure and roll-up canvas.

The protection cassette completely integrated in the structure can be inspected for check and maintenance of the roller tube with 78/100mm diameters depending on the width.

The side runners with very small dimensions (33x33 mm) are separable and provided with canvas fastening system.

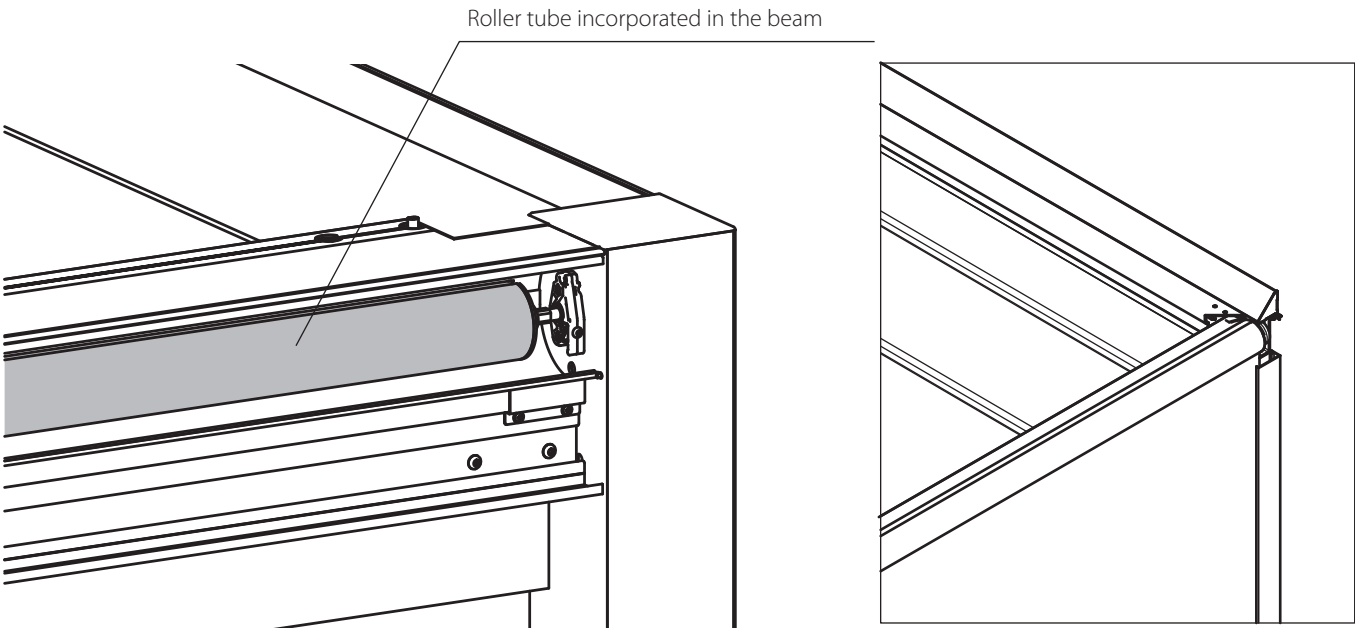
SWING MAGIKO B is driven by a 220 Volt motor reducer (electric drive) with integrated receiver.

The canvas is available with filtering fabrics.

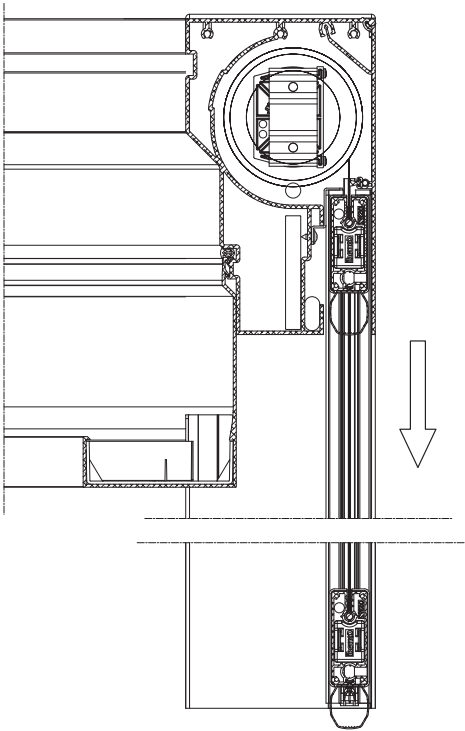
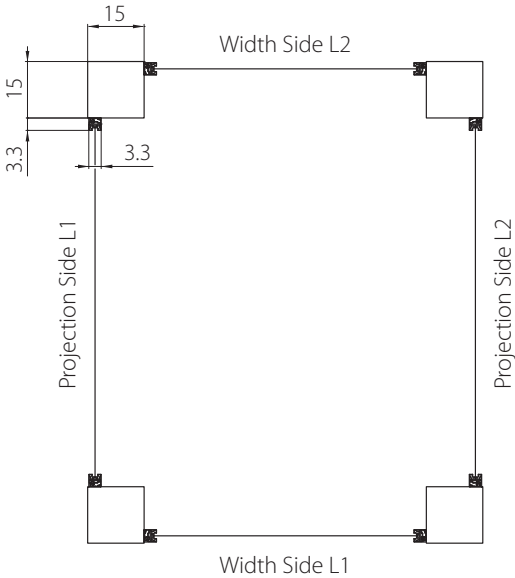
**Note: SWING MAGIKO B motor in MAESTRO applications is always fitted on the RH (view from inside the structure).**

SWING MAGIKO B CANVAS FABRIC

	Maximum width (cm)	Fabric type
SWING MAGIKO B Filtering	500	Sunworker, Soltis 86, Insect screen, Eclissi (white, ivory, grey), Lac 650 SL, Precontraint 302 Matt
SWING MAGIKO B Filtering	600	Glassrope



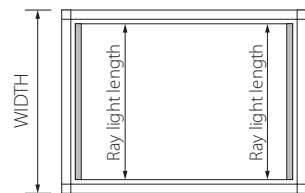
PERGOTENDA® MAESTRO fastened to the wall with SWING MAGIKO B



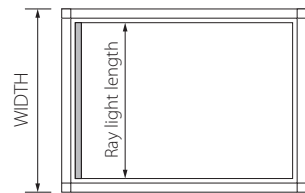
# PERGOTENDA® MAESTRO RAY LIGHTS MOUNTED ON INTEGRATED GUTTERS

Ray lights are particularly suited for mounting on PERGOTENDA® MAESTRO's integrated perimeter gutter. The possible solutions are illustrated in the following drawings:

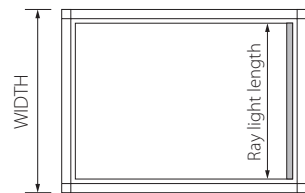
## Solutions with Ray lights on the WIDTH side (views from above)



Solution with 2 Ray lights

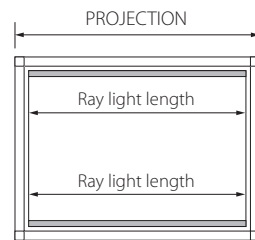


Solution with 1 Ray light

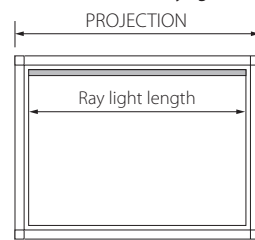


Solution with 1 Ray light

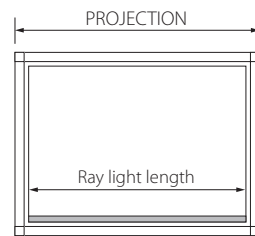
## Solutions with Ray lights on the PROJECTION side (views from above)



Solution with 2 Ray lights



Solution with 1 Ray light



Solution with 1 Ray light

**On PERGOTENDA® MAESTRO it is not possible to have Ray lights on both the WIDTH and PROJECTION sides.**

If you still want to have Ray lights on both the WIDTH and PROJECTION sides, refer to information in the Ray light technical sheets for further details.

The length of the Ray light is:

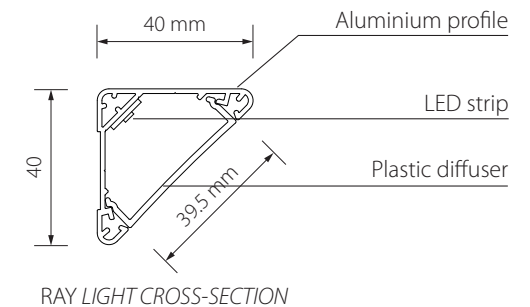
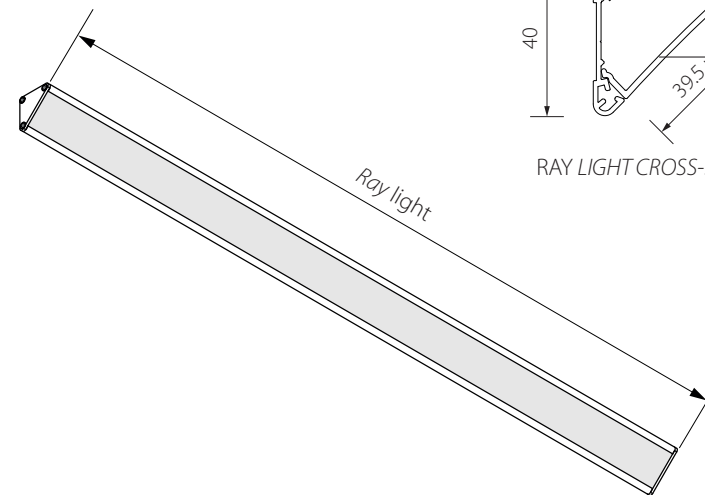
For PERGOTENDA® MAESTRO single module: WIDTH or PROJECTION - 46.5 cm

For PERGOTENDA® MAESTRO additional module on width side: PROJECTION - 31.5 cm; WIDTH - 46.5 cm

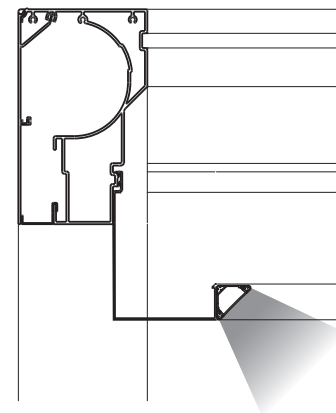
For PERGOTENDA® MAESTRO additional module on projection side: PROJECTION - 46.5 cm; WIDTH - 31.5 cm

CORRADI PERGOTENDA®

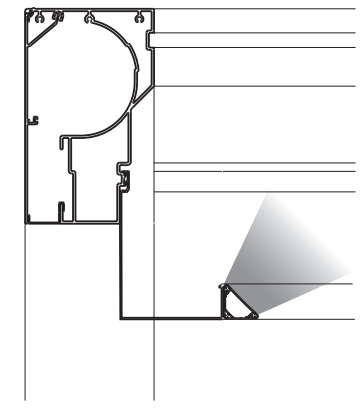
The Ray light is available in:  
3000 K white light with 790 lm/m  
5700 K white light with 780 lm/m



It is possible to mount the Ray light on the integrated gutters facing upwards or downwards. The choice between these two solutions can be made directly at the building site.



RAY LIGHT FACING DOWNWARDS



RAY LIGHT FACING UPWARDS

NOTE: this solution is not recommended for the WIDTH side of PERGOTENDA® MAESTRO



# PERGOTENDA® MAESTRO INTEGRATED LEDS IN THE TUBING SUPPORTING THE CANVAS

For the technical specifications refer to the general technical sheets of the LED lights.  
For prices see the PRICE LIST of MAESTRO lighting.

ARCO 2G*		
Projection	intermediate tubes	standard position 2 LEDs
150 cm < PROJECTION ≤ 155 cm	1	-
155 cm < PROJECTION ≤ 205 cm	2	1 + 2
205 cm < PROJECTION ≤ 255 cm	3	1 + 3
255 cm < PROJECTION ≤ 305 cm	4	2 + 3
305 cm < PROJECTION ≤ 355 cm	5	2 + 4
355 cm < PROJECTION ≤ 405 cm	6	2 + 5
405 cm < PROJECTION ≤ 455 cm	7	3 + 5
455 cm < PROJECTION ≤ 505 cm	8	3 + 6
505 cm < PROJECTION ≤ 555 cm	9	3 + 7
555 cm < PROJECTION ≤ 605 cm	10	4 + 7
605 cm < PROJECTION ≤ 655 cm	11	4 + 8
655 cm < PROJECTION ≤ 700 cm	12	5 + 8

\*In case of filtering fabric, light power cords will be visible.

TRAP 3G		
Projection	intermediate tubes	standard position 4 LEDs
150 cm < PROJECTION ≤ 187 cm	2 X 2	1 + 2 (2 lights)
187 cm < PROJECTION ≤ 231 cm	2 X 3	1 + 3 (2 lights)
231 cm < PROJECTION ≤ 275 cm	2 X 4	2 + 3 (2 lights)
275 cm < PROJECTION ≤ 319 cm	2 X 5	2 + 4 (2 lights)
319 cm < PROJECTION ≤ 363 cm	2 X 6	2 + 5 (2 lights)
363 cm < PROJECTION ≤ 407 cm	2 X 7	3 + 5 (2 lights)
407 cm < PROJECTION ≤ 451 cm	2 X 8	3 + 6 (2 lights)
451 cm < PROJECTION ≤ 495 cm	2 X 9	3 + 7 (2 lights)
495 cm < PROJECTION ≤ 539 cm	2 X 10	4 + 7 (2 lights)
539 cm < PROJECTION ≤ 583 cm	2 X 11	4 + 8 (2 lights)
583 cm < PROJECTION ≤ 627 cm	2 X 12	5 + 8 (2 lights)
627 cm < PROJECTION ≤ 671 cm	2 X 13	5 + 9 (2 lights)
671 cm < PROJECTION ≤ 700 cm	2 X 14	6 + 10 (2 lights)


TRAP 2G		
Projection	intermediate tubes	standard position 2 LEDs
150 cm < PROJECTION ≤ 187 cm	2	1 + 2
187 cm < PROJECTION ≤ 231 cm	3	1 + 3
231 cm < PROJECTION ≤ 275 cm	4	2 + 3
275 cm < PROJECTION ≤ 319 cm	5	2 + 4
319 cm < PROJECTION ≤ 363 cm	6	2 + 5
363 cm < PROJECTION ≤ 407 cm	7	3 + 5
407 cm < PROJECTION ≤ 451 cm	8	3 + 6
451 cm < PROJECTION ≤ 495 cm	9	3 + 7
495 cm < PROJECTION ≤ 539 cm	10	4 + 7
539 cm < PROJECTION ≤ 583 cm	11	4 + 8
583 cm < PROJECTION ≤ 627 cm	12	5 + 8
627 cm < PROJECTION ≤ 671 cm	13	5 + 9
671 cm < PROJECTION ≤ 700 cm	14	6 + 10

TRAP 3G		
Projection	intermediate tubes	standard position 4 LEDs
150 cm < PROJECTION ≤ 227 cm	2 X 3	-
227 cm < PROJECTION ≤ 313 cm	2 X 5	2 + 4 (2 lights)
313 cm < PROJECTION ≤ 399 cm	2 X 7	2 + 6 (2 lights)
399 cm < PROJECTION ≤ 485 cm	2 X 9	2 + 8 (2 lights)
485 cm < PROJECTION ≤ 571 cm	2 X 11	4 + 8 (2 lights)
571 cm < PROJECTION ≤ 657 cm	2 X 13	4 + 8 (2 lights)
657 cm < PROJECTION ≤ 700 cm	2 X 15	6 + 10 (2 lights)

Unless otherwise indicated by the customer, Corradi S.r.l. will distribute the lighting to make the illumination as uniform as possible.  
If a custom configuration is desired, specify the number of the intermediate tube (calculated starting from motor side) where lighting is wanted.  
For a stretched canvas cover with spacers only even-numbered tubes can be chosen.

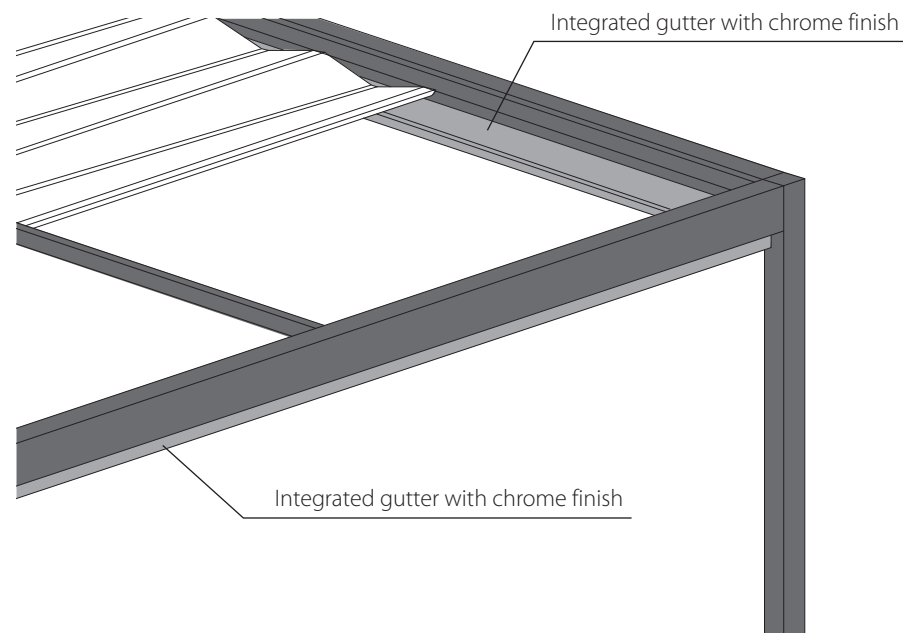
# PERGOTENDA® MAESTRO COLOUR COMBINATIONS

PERGOTENDA® MAESTRO is available in the following colour combinations:



## CLASSIC VERSION

Integrated gutters have the same colour of the frame

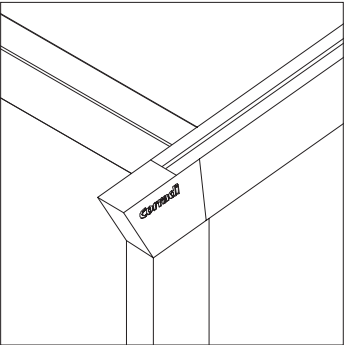


## JAZZ VERSION

Integrated gutters have a **chrome finish**



# PERGOTENDA® PALLADIA® FEATURES



PERGOTENDA® PALLADIA® is a retractable covering system custom made to protect against sun and rain (not suitable to support snow), fixed to a supporting wall. It consists of an aluminium structure and a folding canvas.

PERGOTENDA® PALLADIA® has guaranteed wind resistance of grade 8 on the Beaufort scale for tilted version (class 5 - UNI EN 13561:2015).

The canvas, made from exclusive Corradi Eclissi\* fabric with internal concealed obscuration layer and embossed side which displays a woven effect, is supported by intermediate support tubes (section: 4x5 cm) and terminal support tubes (section: 8x5

cm), set parallel approximately one every 60 cm (tilted version) and approximately one every 50 cm (flat version). It slides on runners with built-in splashguard (section 6x12 cm) on sliders with 6 misaligned wheels with maximum capacity of 450 kg each.

The toothed transmission belt contains stainless steel cables and resists a saline environment; the tensile strength is of 894 kg at break; the transmission belt is inserted in each runner, controlled by the notched pulley and a single drive shaft and guarantees the smooth forward movement of the canvas.

The PERGOTENDA® PALLADIA® system is set in motion by a ratio-motor (electric drive) and it may be remote controlled; on request control may be by manually operated gearbox which can be used only with 2 runners tilted versions up to a projection of cm 350.

Support tubes available in colours: white, grey, ivory in glossy finish.

Painted with certified Qualicoat cycle epoxy powders.

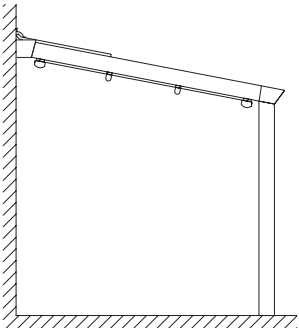
Stainless steel accessories and 10/10 aluminium protection covers matching the structure.

### Available colours:

- RAL 9010 White glossy/matt/texture
- RAL 1013 Ivory glossy/matt
- RAL 7035 Grey glossy/matt
- RAL 8019 Brown glossy/text
- Anthracite texture
- RAL 9016 White plus matt
- Dark Bronze texture
- RAL 7016 Dark Grey texture
- RAL 9005 Night texture
- Salt & Pepper texture
- Titanium texture
- Cor10 texture
- RAL K7 glossy/matt/texture
- Spring green texture
- Graphite texture
- Dove-grey texture

\*See Corradi sample kit for other fabrics.

TILTED  
version



MAXIMUM DIMENSIONS cm

	Width	Projection
2 runners	500	650
3 runners	900	650
4 runners	1300	650
5 runners	1300	650

# PERGOTENDA® PALLADIA® WIND RESISTANCE CLASS (UNI EN 13561:2015)

## 2 RUNNERS TILTED

PROJECTION (cm)	WIDTH (cm)				
	from 200 to 300	350	400	450/500	
	from 200 to 600	5	5	4	3
	650	5	4	4	3

## 3 RUNNERS TILTED

		WIDTH (cm)				
		500	550/600	650/700	750/800	850/900
PROJECTION (cm)	from 200 to 450	5	5	5	4	3
	500	5	5	4	4	3
	550	5	4	4	3	3
	600	4	4	3	3	3
	650	4	3	3	3	3

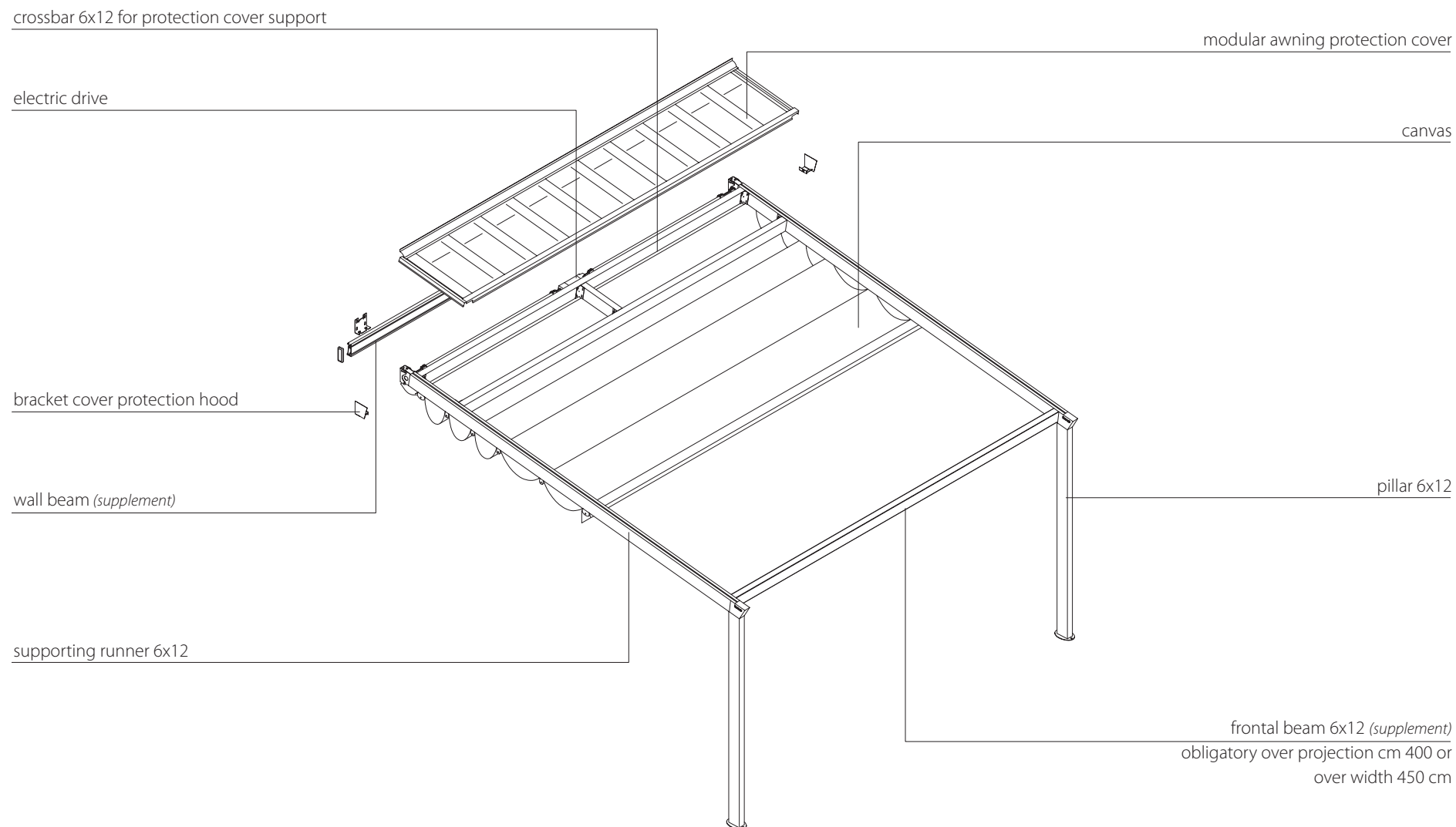
## 4 RUNNERS TILTED

		WIDTH (cm)		
		from 950 to 1050	from 1100 to 1200	1250/1300
PROJECTION (cm)	from 200 to 450	5	4	3
	500	4	4	3
	550	4	3	3
	600	3	3	2
	650	3	3	3

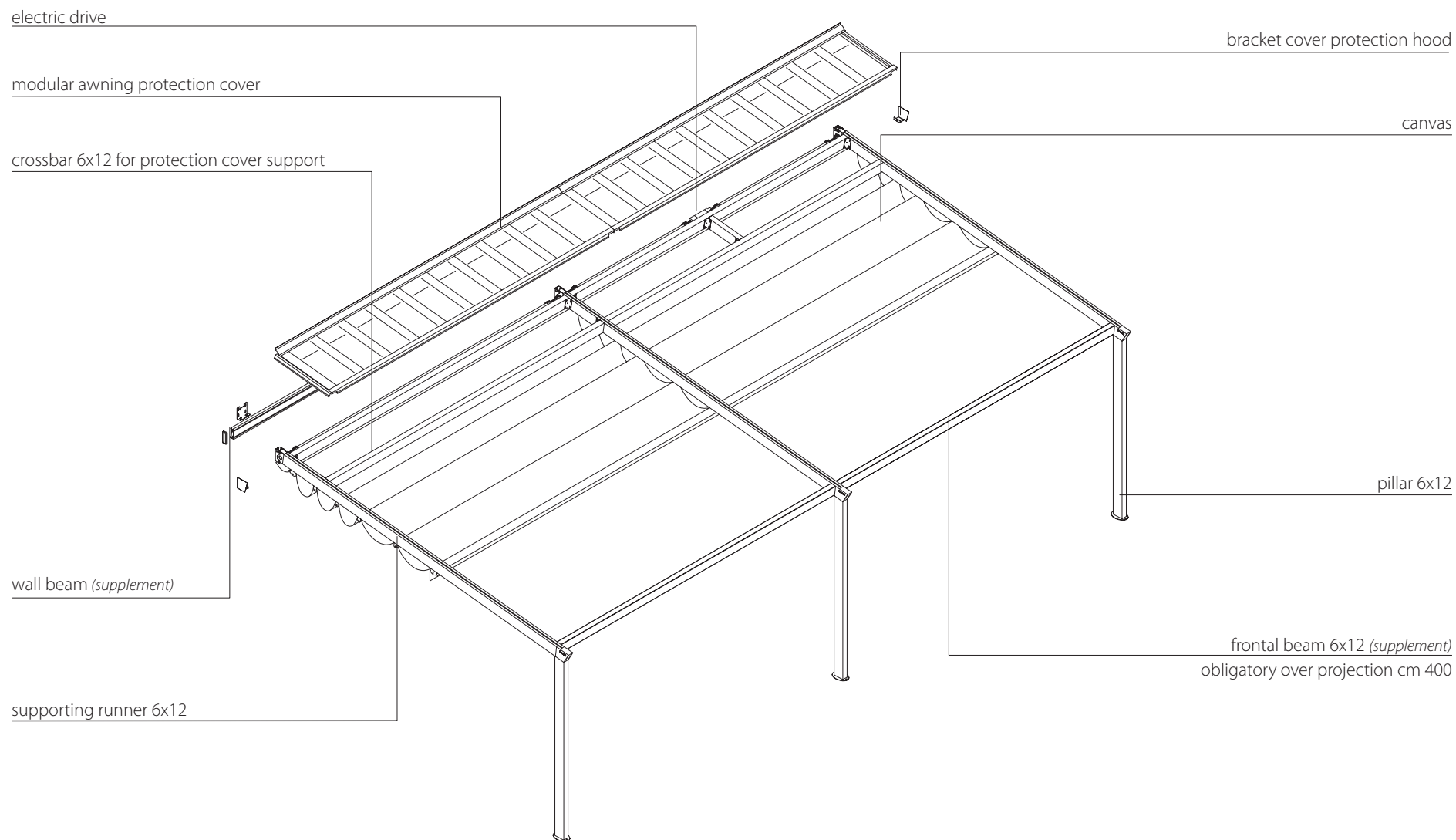
## 5 RUNNERS TILTED

		WIDTH (cm)		
		950/1000	from 1050 to 1200	1250/1300
PROJECTION (cm)	from 200 to 450	5	5	5
	500	5	5	4
	550	5	4	4
	600	4	4	3
	650	4	3	3

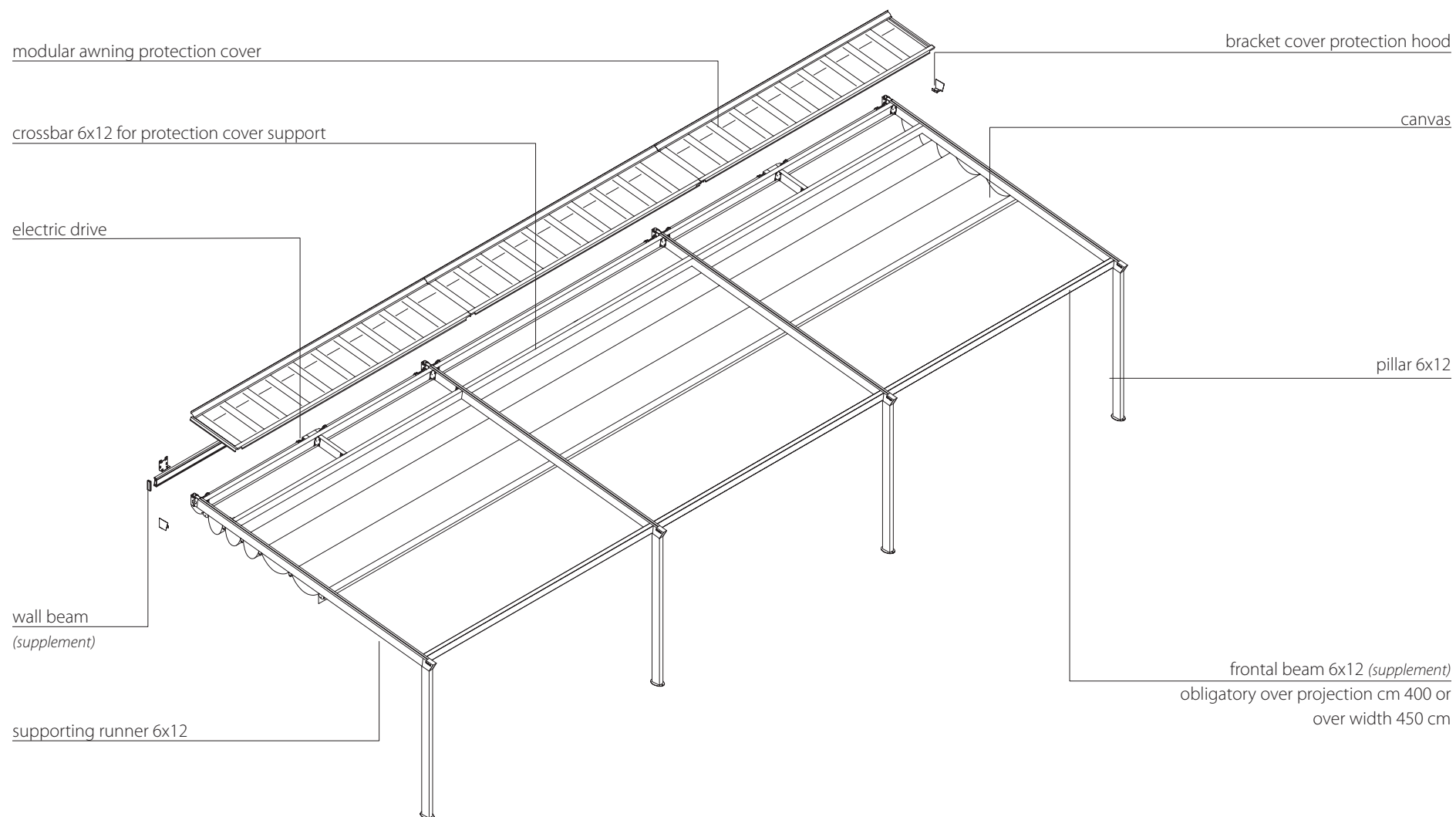
# PERGOTENDA® PALLADIA® 2 RUNNERS



# PERGOTENDA® PALLADIA® 3 RUNNERS



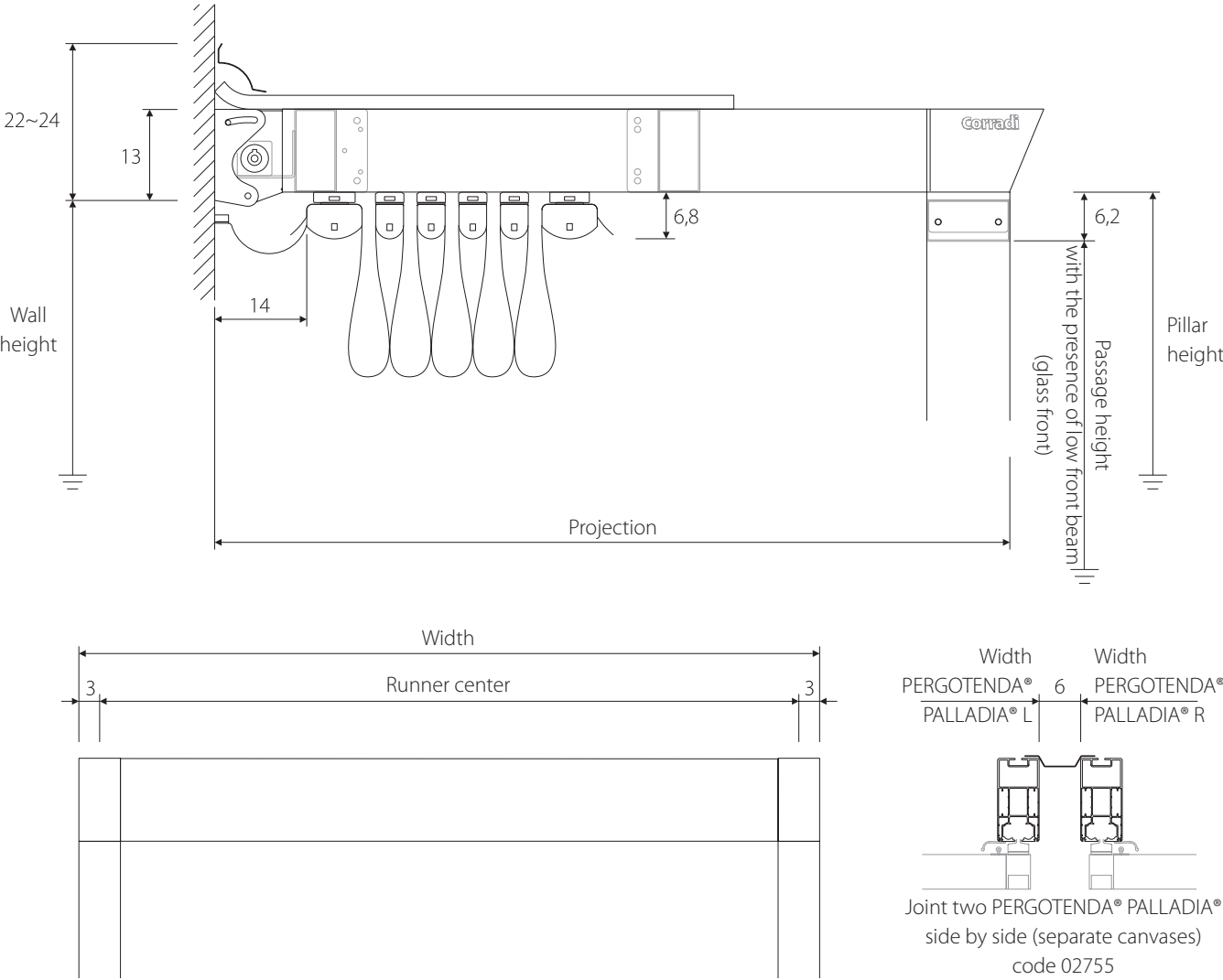
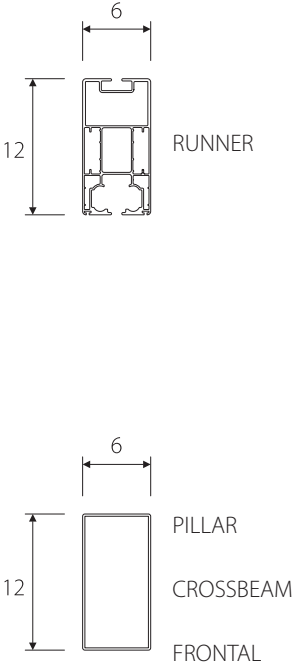
# PERGOTENDA® PALLADIA® 4 RUNNERS





# PERGOTENDA® PALLADIA® DIMENSIONS

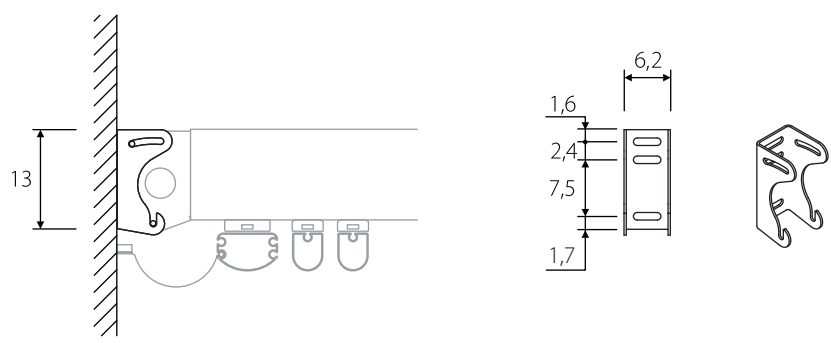
## PROFILE SECTION



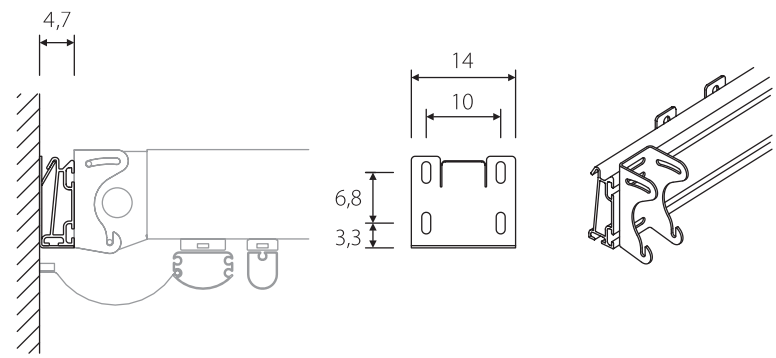
All measurements are given in cm

# PERGOTENDA® PALLADIA® ANCHORAGES

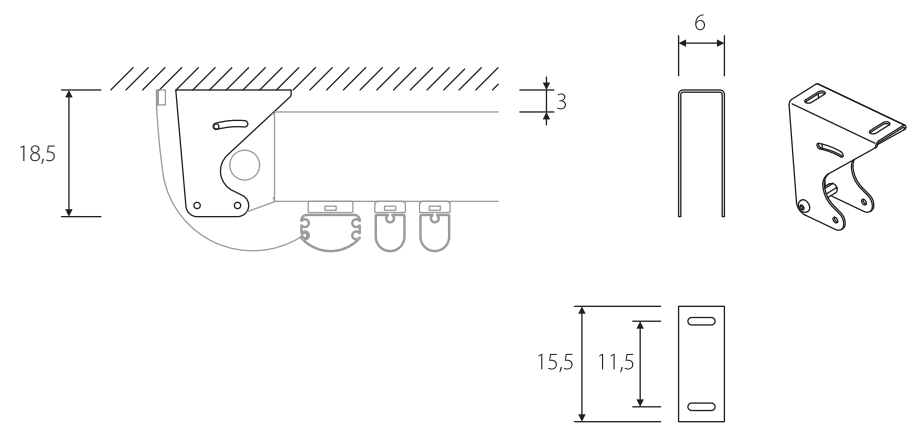
DIRECT FITTING TO WALL



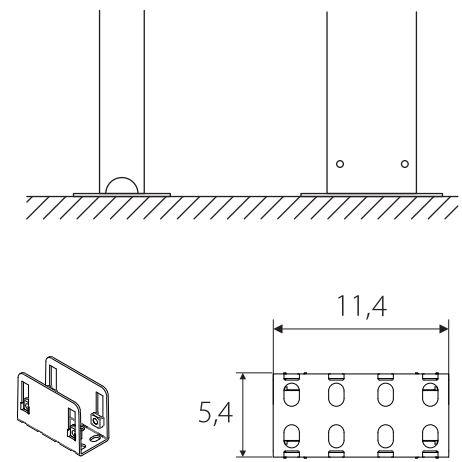
FITTING TO WALL BEAM



OVERHEAD ANCHORAGE



GROUND ANCHORAGE

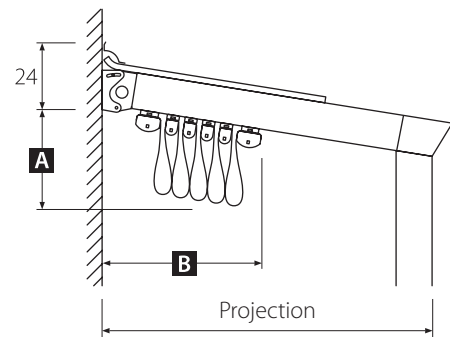


All measurements are given in cm

# PERGOTENDA® PALLADIA® CANVAS ENCUMBRANCE

## Tilted version

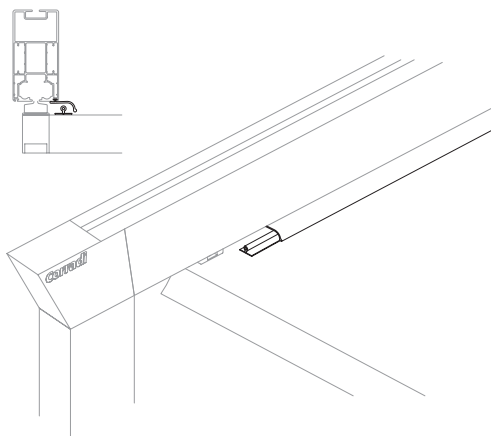
Minimum values of the encumbrance of the folded awning for the tilted version (slope 15%). The figures written in bold type refer to the canvas encumbrance with standard support tubes and the following refer to the use of additional tubes.



		SUPPORT TUBES TOTAL NUMBER										
		4	5	6	7	8	9	10	11	12	13	
PROJECTION cm	226	<b>31</b>	24	21								A
	285		<b>32</b>	27	24							
	345			<b>33</b>	29	26						
	404				<b>34</b>	30	28					
	464					<b>35</b>	32	30				
	523						<b>36</b>	33	32			
	583							<b>37</b>	35	33		
	590								<b>35</b>	34	32	
	650									<b>35</b>	34	
		<b>39</b>	<b>46</b>	<b>53</b>	<b>60</b>	<b>67</b>	<b>74</b>	<b>81</b>	<b>88</b>	<b>95</b>	<b>102</b>	
												B

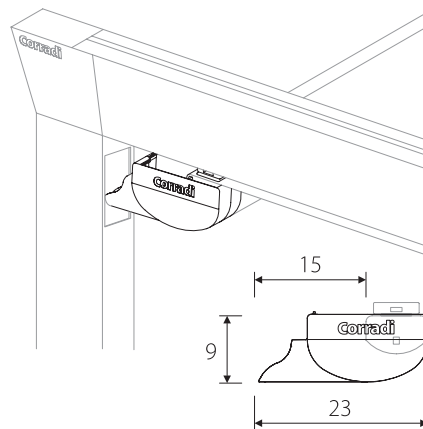
All measurements are given in cm The projections refer to the limit beyond which the standard number of tubes increases.

# PERGOTENDA® PALLADIA® SUPPLEMENTS



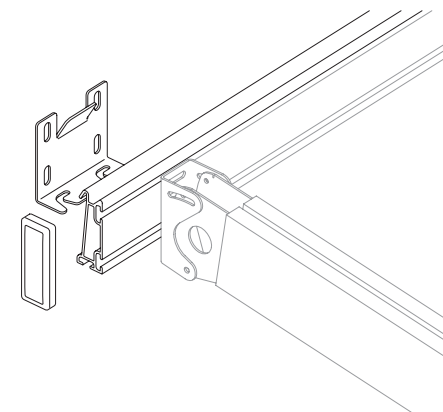
## S1 Antidrop system + Antispray profile

Electric weldable PVC profile on the upper part of the canvas for lateral rainwater prevention complete with antispray profile PERGOTENDA® PALLADIA® preassembled on runners.



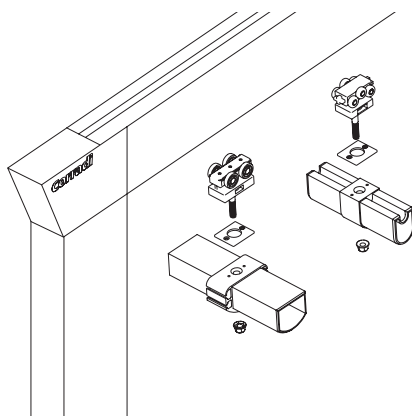
## S6 Retractable gutter

Extruded aluminium profile linked to end support tube for rainwater collection, only for tilted versions. One drainage per runner. Required for 2 runners model wider than cm 450.



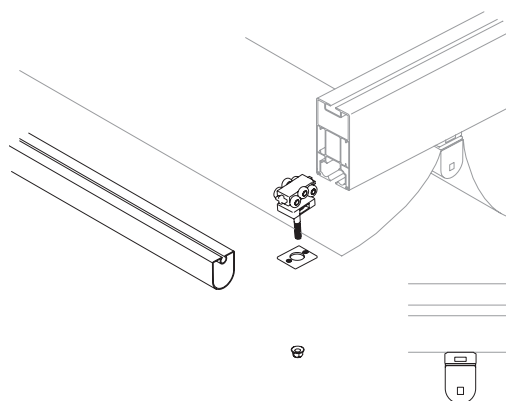
## S17 Wall beam

Aluminium profile for uneven walls, where standard fastening to supports is awkward; or otherwise to deal with minor bumps.



## S4 Add-on runner

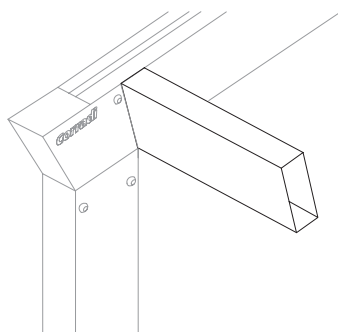
PERGOTENDA® PALLADIA® runner complete with pillar 6x12, stainless steel supports, sliders, support tube joints, central transmission shaft with bushes.



## S5 Add-on intermediate support tube

Complete intermediate support tube with stoppers, joints (where present) and intermediate sliders.

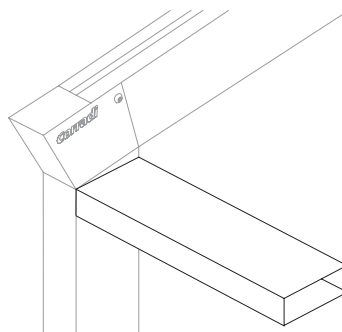
# PERGOTENDA® PALLADIA® SUPPLEMENTS



## **S16A1** Frontal high beam (on runners)

Finishing aluminium profile.

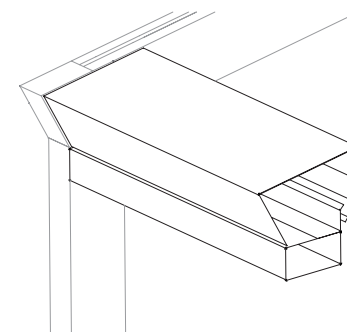
Obligatory (not standard) in order to strengthen the structure with a projection over 400 cm or wider than cm 450, but not necessary in case ERMETIKA® XL or BRIO are applied to the front of the structure.



## **S16A2** Frontal low beam (on pillars)

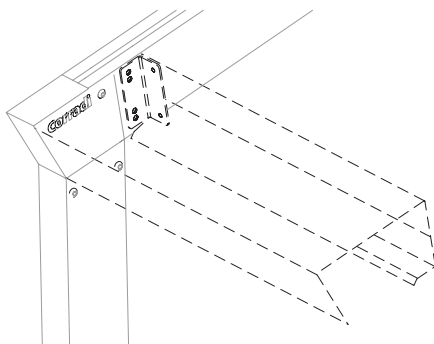
Finishing aluminium profile.

Obligatory (not standard) in order to strengthen the structure with a projection over 400 cm or wider than cm 450, but not necessary in case ERMETIKA® XL or BRIO are applied to the front of the structure.



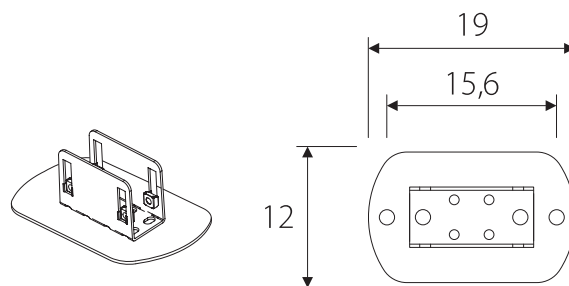
## **S16B** Frontal low beam with protection hoods (for front sliding glasses)

Finish profile with addition of aluminium protection hood for joining to retractable gutter. Necessary if applying sliding glass doors to the front of the structure.



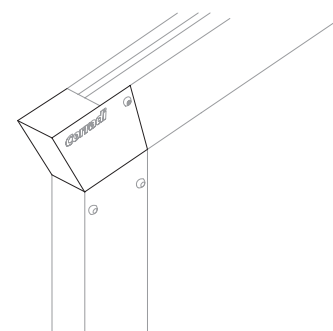
## **S20** Fittings for ERMETIKA® XL and BRIO front protection hoods

Stainless steel plates already mounted on runners. Necessary for mounting the front cover protection hood if installing ERMETIKA® XL and BRIO on the front of the structure (the protection hood can be requested using the ERMETIKA® XL and BRIO order form).



## **S21** Increased ground anchorage

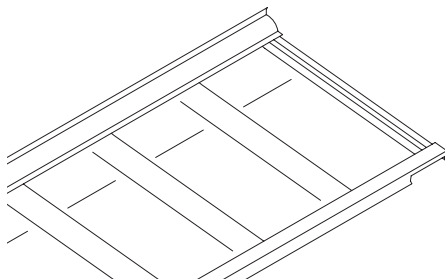
Stainless steel plate with screws and nuts for fastening to the foot of the structure. Makes the ground fasteners visible, facilitating the assembly and increasing the strength of the anchorage



## **S22** Cover steel front node

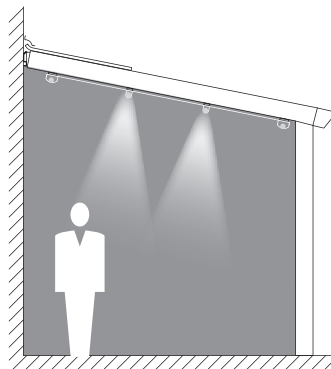
Electropolished stainless steel aesthetic plate.

# PERGOTENDA® PALLADIA® SUPPLEMENTS



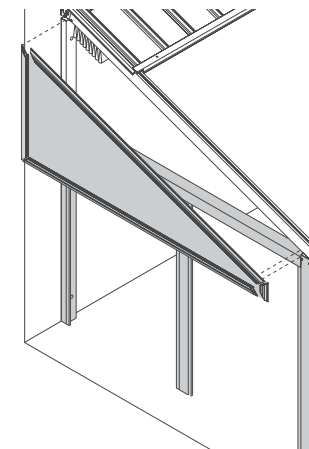
## **DT** Awning protection cover deduction

Possibility to deduce modular awning protection cover.  
Support cross bars (4 x 12 cm sec.) must be kept for structural reasons.



## Lights

LED light system (White or RGB) integrated into canvas-holding tubes available as kit standard and custom.  
PALLADIA® 2 runners - maximum width 450 cm

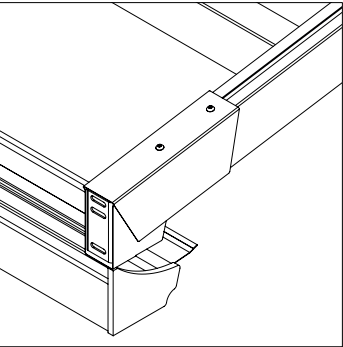


## Fasteners

PALLADIA® gable kit with fabrics on demand, vertical wall beam, intermediate pillar, lateral horizontal beam (see PERGOTENDA® price list).



# PERGOTENDA® PALLADIA® WALL/WALL FEATURES



PALLADIA® WALL/WALL is a retractable covering system custom made to protect against sun and rain (not suitable to support snow), fixed to two supporting walls. It consists of an aluminium structure and a folding canvas.

PALLADIA® WALL/WALL has guaranteed wind resistance of grade 8 on the Beaufort scale for tilted version (class 5 - UNI EN 13561:2015).

The canvas, made from exclusive Corradi Eclissi\* fabric with internal concealed obscuration layer and embossed side which displays a woven effect, is supported by intermediate support tubes (section: 4x5 cm) and terminal support tubes (section: 8x5 cm), set parallel approximately one every 60 cm (tilted version) and approximately one every 50 cm (flat version). It slides on runners with built-in splashguard (section 6x12 cm) on sliders with 6 misaligned wheels with maximum capacity of 450 kg each.

The toothed transmission belt contains stainless steel cables and resists a saline environment; the tensile strength is of 894 kg at break; the transmission belt is inserted in each runner, controlled by the notched pulley and a single drive shaft and guarantees the smooth forward movement of the canvas.

The PALLADIA® WALL/WALL system is set in motion by a ratio-motor (electric drive) and it may be remote controlled; on request control may be by manually operated gearbox which can be used only with 2 runners tilted versions up to a projection of cm 350.

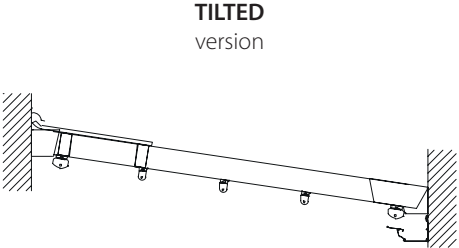
Aluminium tubular structure 6x12 cm, is available in the colours listed below.

Painted with certified Qualicoat cycle epoxy powders. Stainless steel accessories.

**Available colours:**

- RAL 9010 White glossy/matt/texture
  - RAL 1013 Ivory glossy/matt
  - RAL 7035 Grey glossy/matt
  - RAL 8019 Brown glossy/text
  - Anthracite texture
  - RAL 9016 White plus matt
  - Dark Bronze texture
  - RAL 7016 Dark Grey texture
  - RAL 9005 Night texture
  - Salt & Pepper texture
  - Titanium texture
  - Cor10 texture
  - RAL K7 glossy/matt/texture
- Spring green texture
  - Graphite texture
  - Dove-grey texture

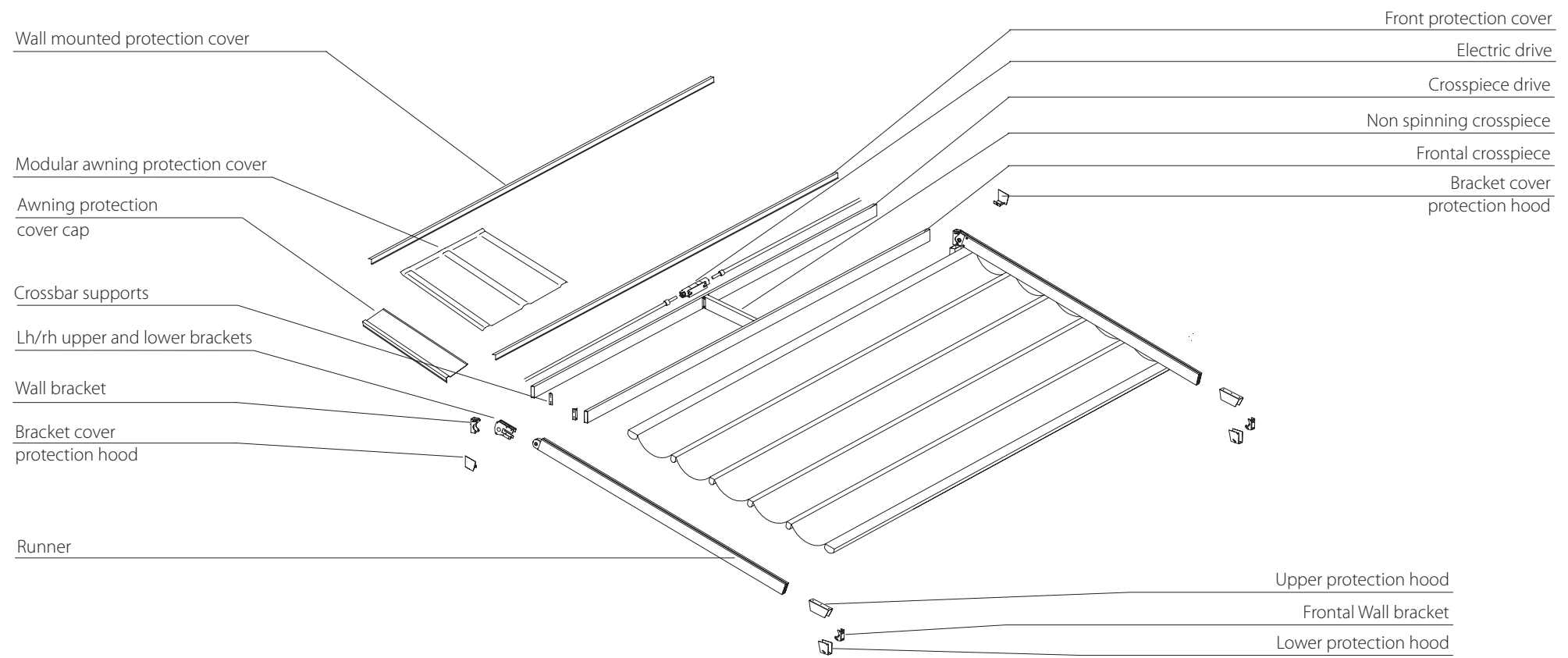
\*See Corradi sample kit for other fabrics.



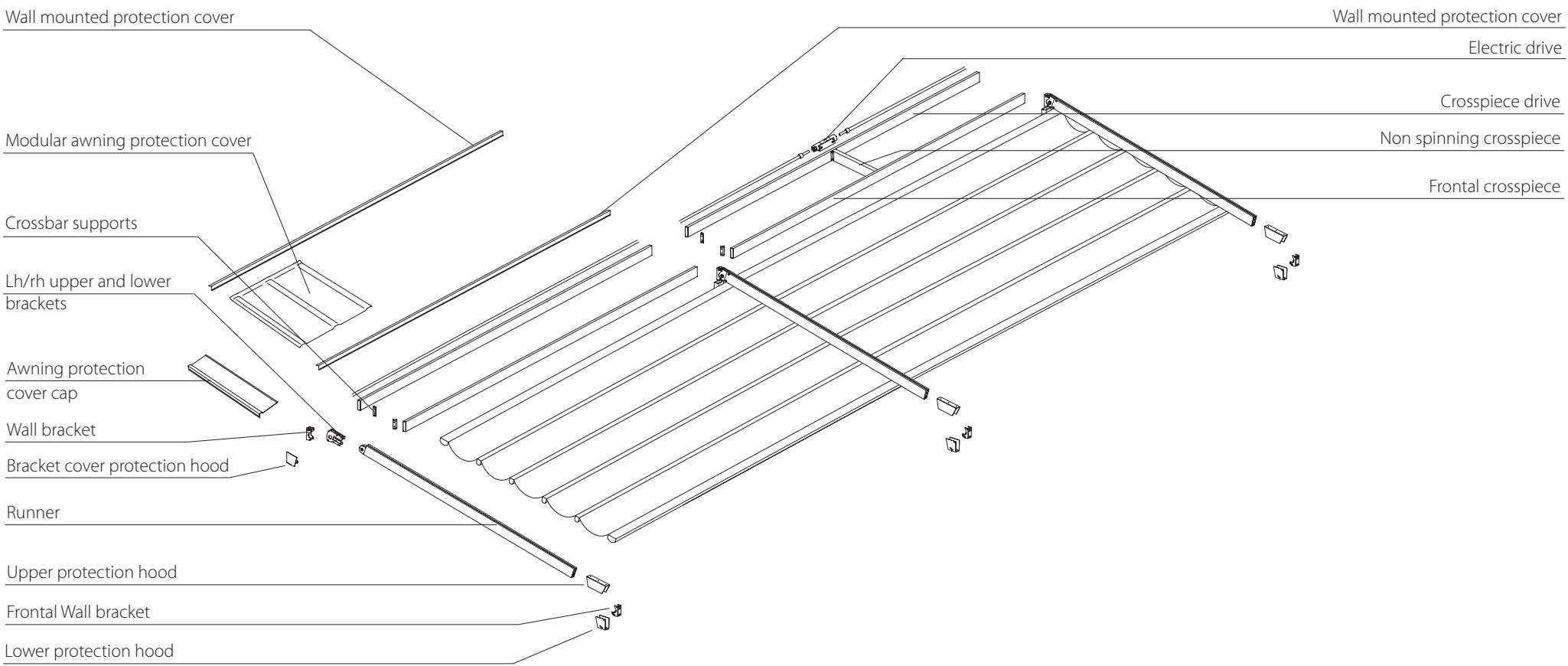
MAXIMUM DIMENSIONS cm		
	Width	Projection
2 runners	500	650
3 runners	900	650
4 runners	1300	650
5 runners	1300	650



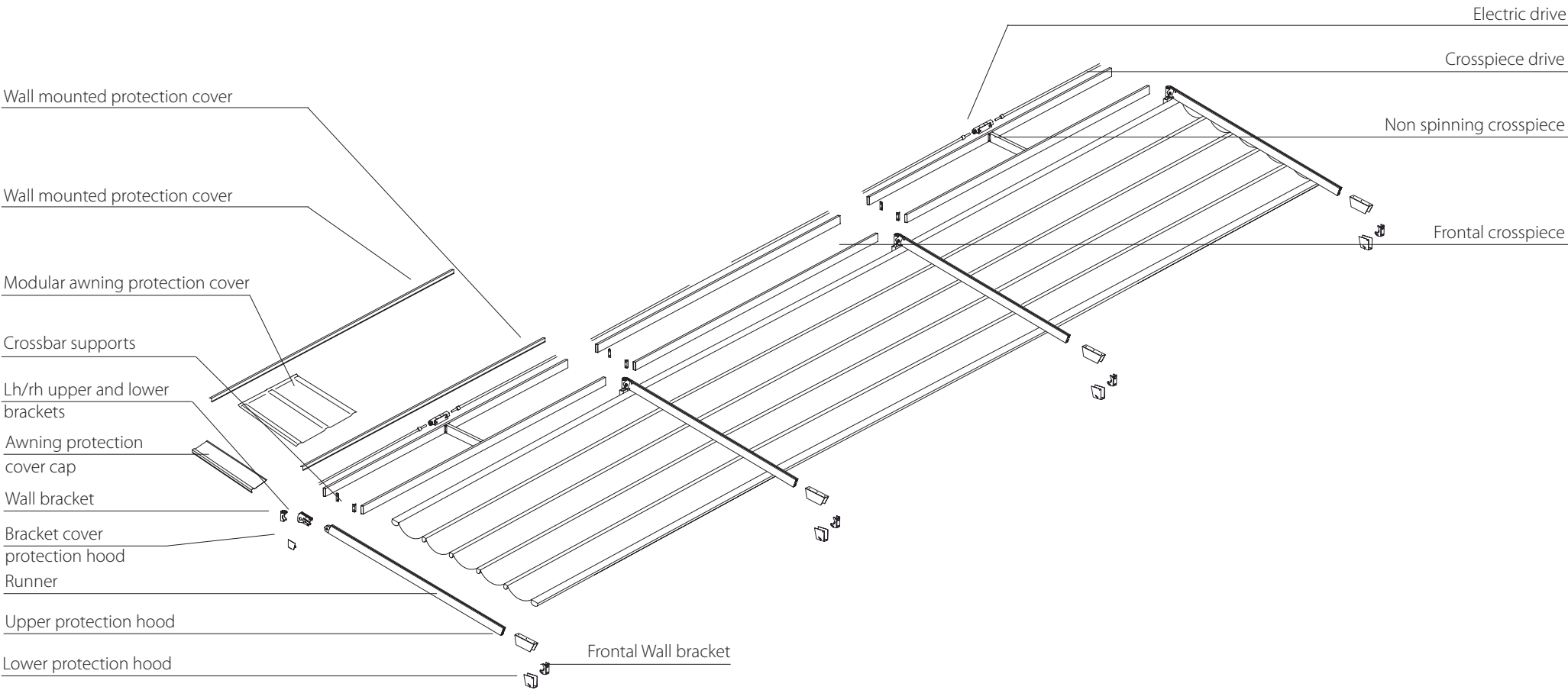
# PERGOTENDA® PALLADIA® WALL/WALL 2 RUNNERS



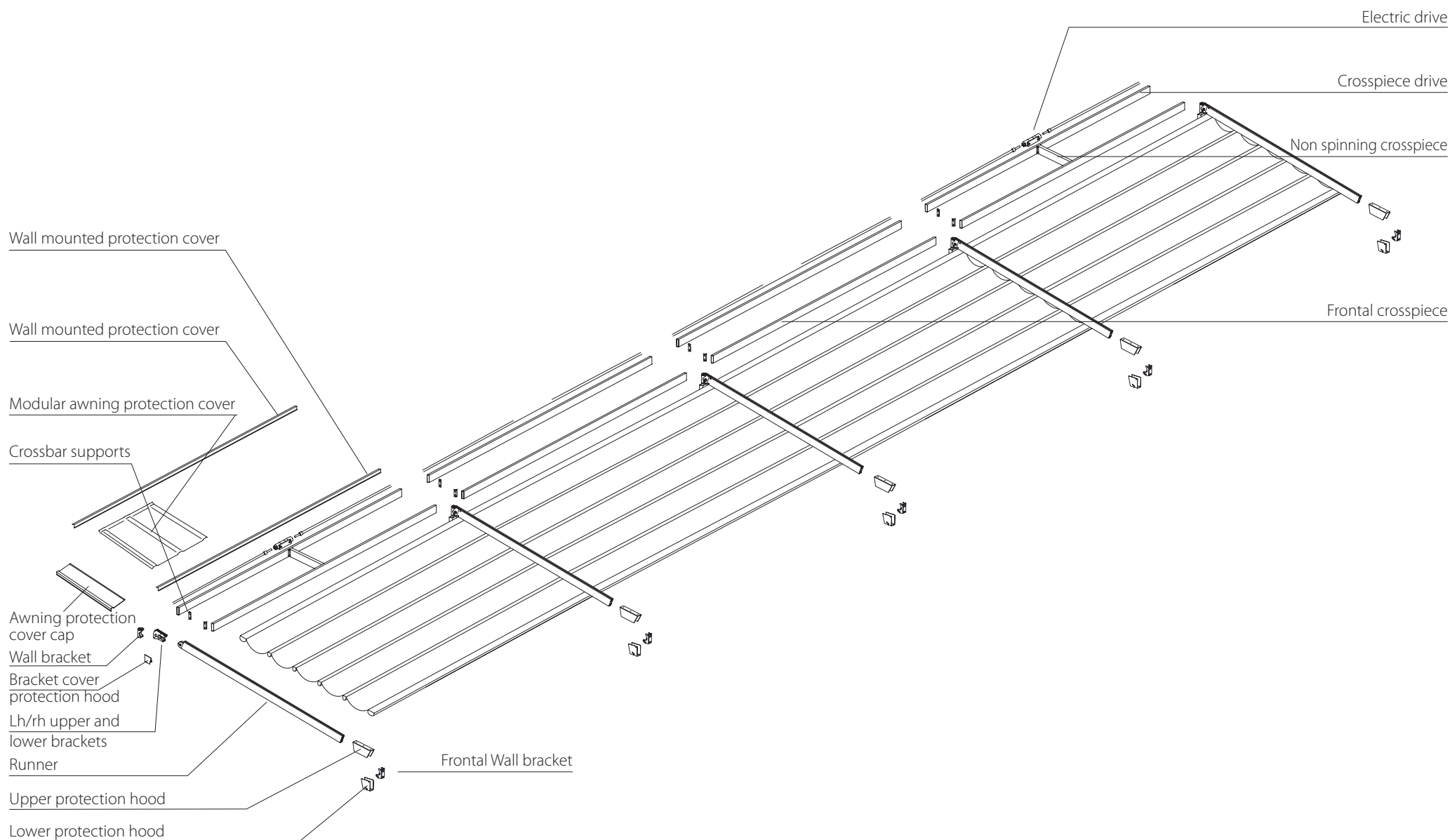
# PERGOTENDA® PALLADIA® WALL/WALL 3 RUNNERS



# PERGOTENDA® PALLADIA® WALL/WALL 4 RUNNERS

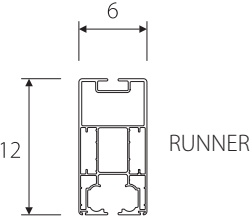


# PERGOTENDA® PALLADIA® WALL/WALL 5 RUNNERS

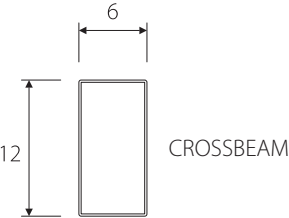


# PERGOTENDA® PALLADIA® WALL/WALL DIMENSIONS

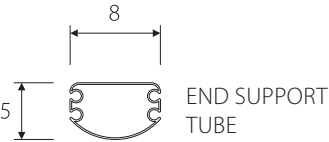
## PROFILE SECTION



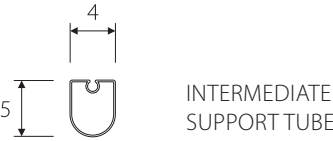
RUNNER



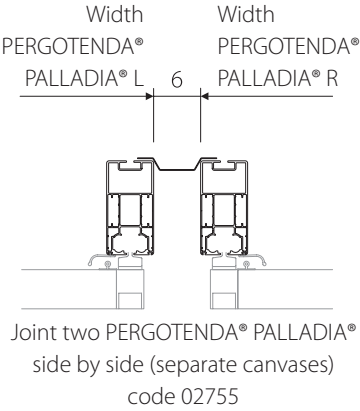

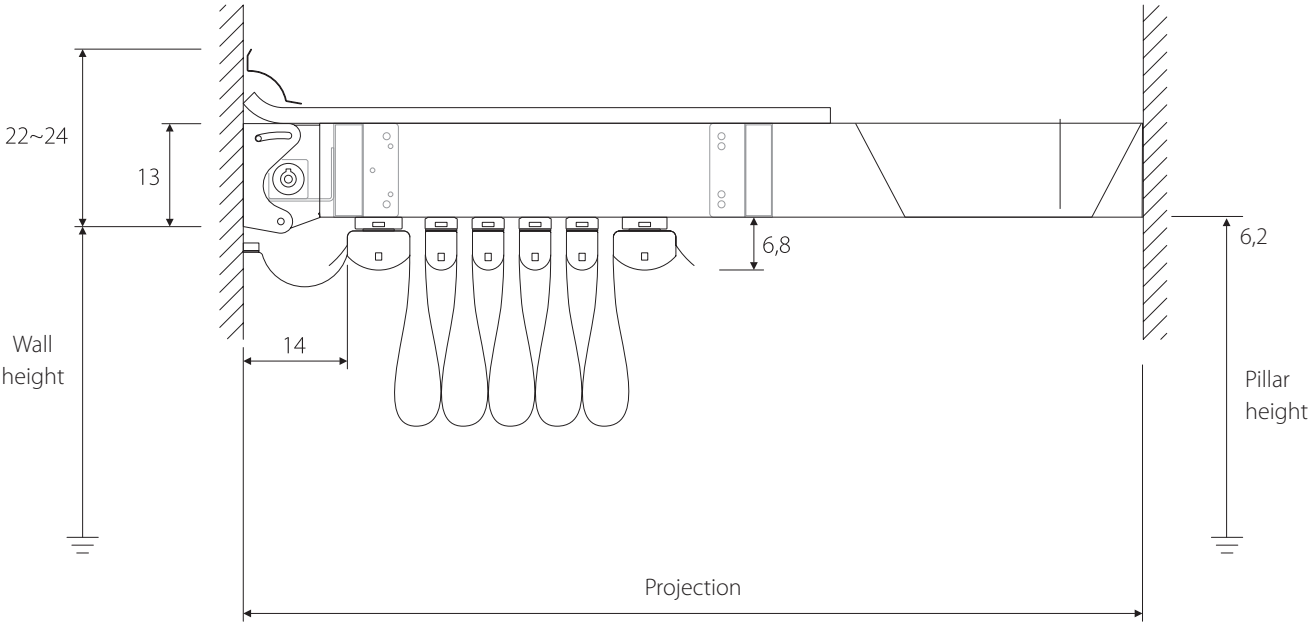
CROSSBEAM



END SUPPORT TUBE

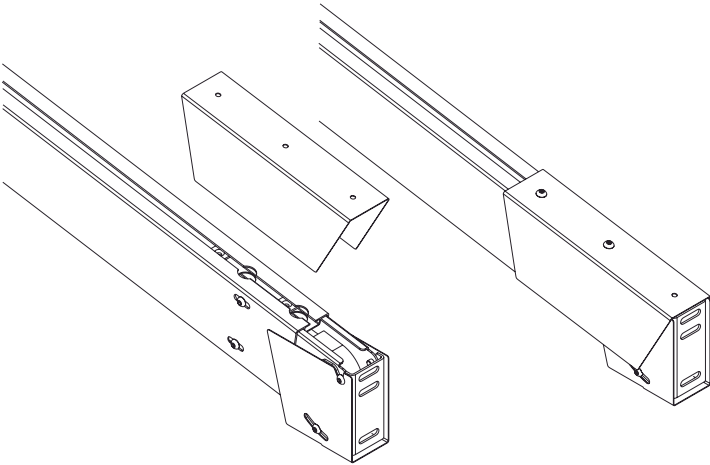
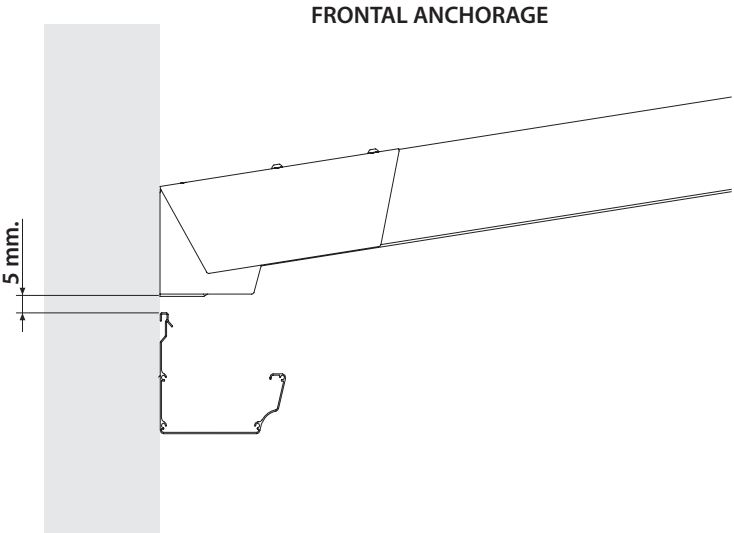
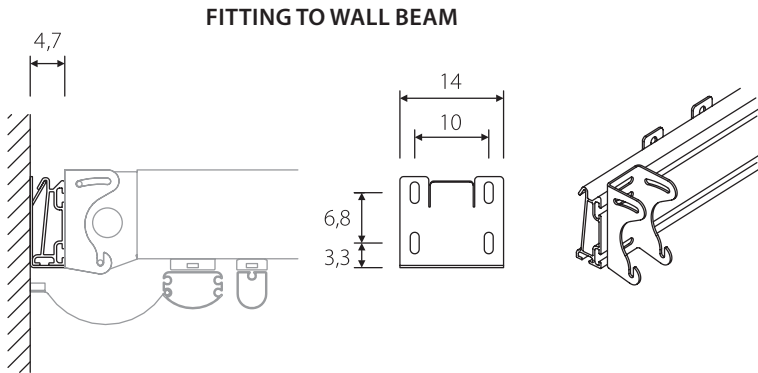
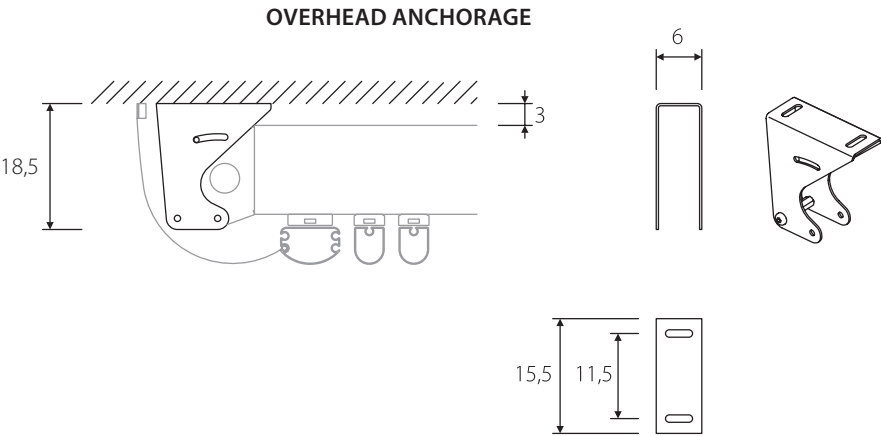
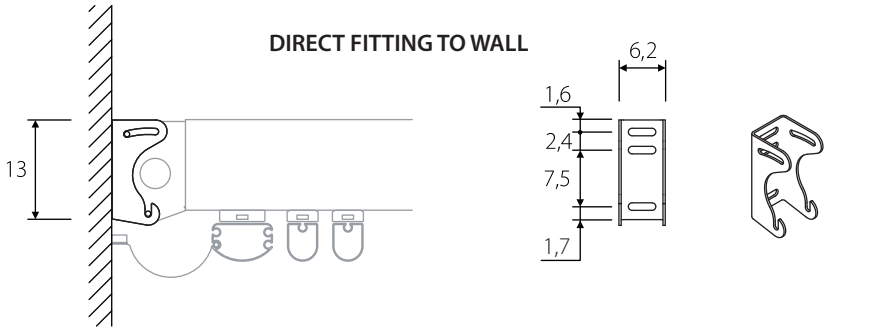


INTERMEDIATE SUPPORT TUBE



All measurements are given in cm

# PERGOTENDA® PALLADIA® WALL/WALL ANCHORAGES

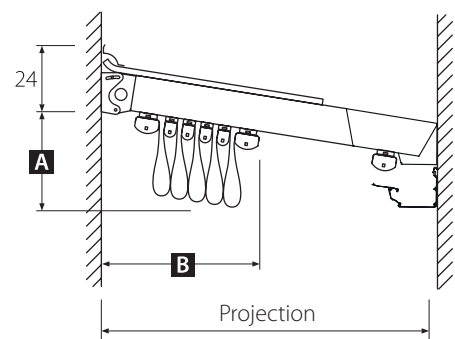


All measurements are given in cm

# PERGOTENDA® PALLADIA® WALL/WALL CANVAS ENCUMBRANCE

## Tilted version

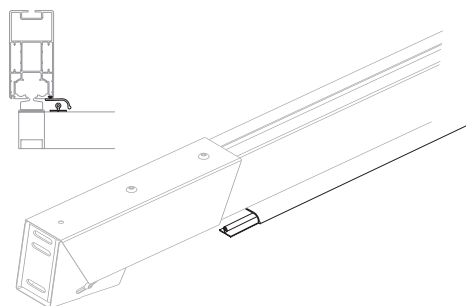
Minimum values of the encumbrance of the folded awning for the tilted version (slope 15%). The figures written in bold type refer to the canvas encumbrance with standard support tubes and the following refer to the use of additional tubes.



		SUPPORT TUBES TOTAL NUMBER										
		4	5	6	7	8	9	10	11	12	13	
PROJECTION cm	226	<b>31</b>	24	21								A
	285		<b>32</b>	27	24							
	345			<b>33</b>	29	26						
	404				<b>34</b>	30	28					
	464					<b>35</b>	32	30				
	523						<b>36</b>	33	32			
	583							<b>37</b>	35	33		
	590								<b>35</b>	34	32	
	650									<b>35</b>	34	
		<b>39</b>	<b>46</b>	<b>53</b>	<b>60</b>	<b>67</b>	<b>74</b>	<b>81</b>	<b>88</b>	<b>95</b>	<b>102</b>	B

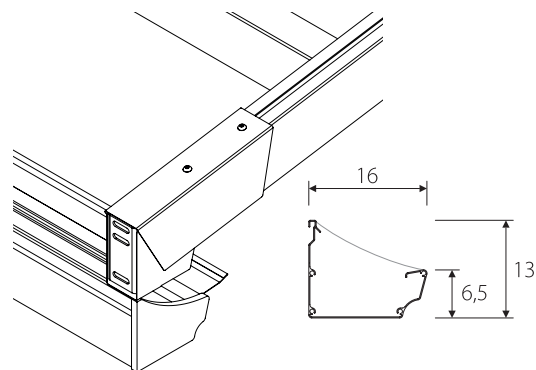
All measurements are given in cm The projections refer to the limit beyond which the standard number of tubes increases.

# PERGOTENDA® PALLADIA® WALL/WALL SUPPLEMENTS



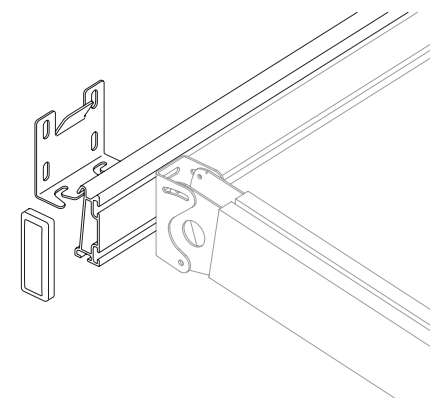
## S1 Antidrop system + Antispray profile

Electric weldable PVC profile on the upper part of the canvas for lateral rainwater prevention complete with antispray profile PERGOTENDA® PALLADIA® WALL/WALL preassembled on runners.



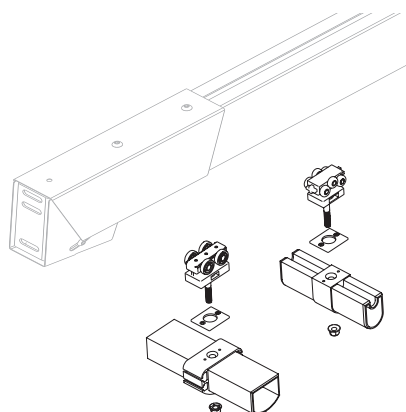
## S3 Frontal gutter

Extruded aluminium profile for rainwater collection, only for tilted versions. Down pipes (1 about every cm 600) and accessories included.



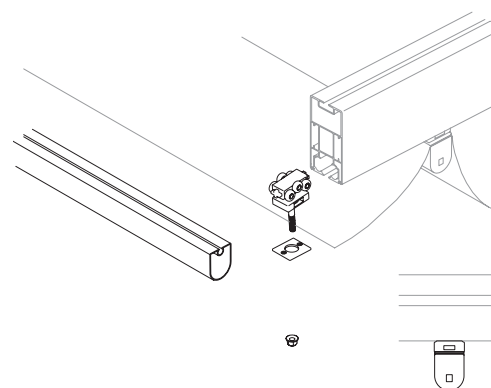
## S17 Wall beam

Aluminium profile for uneven walls, where standard fastening to supports is awkward; or otherwise to deal with minor bumps.



## S4 Add-on runner

PERGOTENDA® PALLADIA® WALL/WALL runner complete with pillar 6x12, stainless steel supports, sliders, support tube joints, central transmission shaft with bushes.

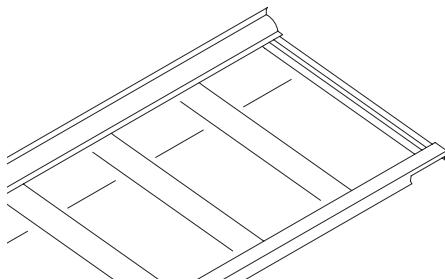


## S5 Add-on intermediate support tube

Complete intermediate support tube with stoppers, joints (where present) and intermediate sliders.

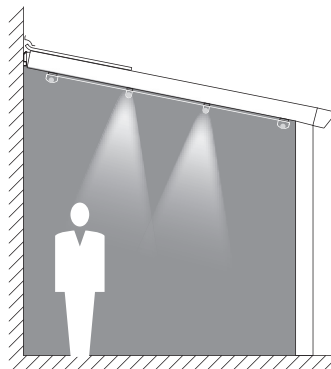


# PERGOTENDA® PALLADIA® WALL/WALL SUPPLEMENTS



## **DT** Awning protection cover deduction

Possibility to deduce modular awning protection cover.  
Support cross bars (4 x 12 cm sec.) must be kept for structural reasons.

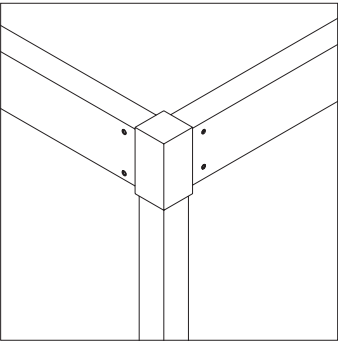


## **Lights**

LED light system (White or RGB) integrated into canvas-holding tubes available as kit standard and custom.  
PALLADIA® 2 runners - maximum width 450 cm



# PERGOTENDA® EXYL FEATURES



(section: 8x5 cm) set parallel to one another approximately every 50 cm. It slides on runners (section 6x12 cm) on sliders with 6 misaligned wheels with maximum capacity of 450 kg each.

The toothed drive belt inserted in each runners, with strands that are completely covered to resist even in sea air, is driven by a pulley and a single transmission shaft to guarantee the uniform movement of the canvas. The breaking drive load of each belt is 894 kg.

The PERGOTENDA® EXYL system is operated by a motor-reducer (electric drive) with the possibility of radio control; operated on request by a gearbox (manual drive), only for versions with 2 runners up to 350 cm projection.

Painted with certified Qualicoat cycle epoxy powders. Sanded stainless steel accessories and 10/10 aluminium protection covers matching the structure.

### Available colours:

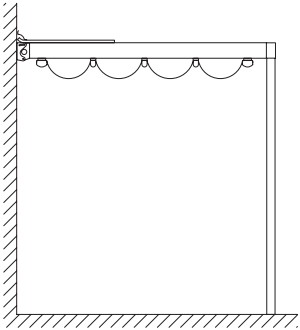
- RAL 9010 White glossy/matt/texture
- RAL 1013 Ivory glossy/matt
- RAL 7035 Grey glossy/matt
- RAL 8019 Brown glossy/text
- Anthracite texture
- RAL 9016 White plus matt
- Dark Bronze texture
- RAL 7016 Dark Grey texture
- RAL 9005 Night texture
- Salt & Pepper texture
- Titanium texture
- Cor10 texture
- RAL K7 glossy/matt/texture
- Spring green texture
- Graphite texture
- Dove-grey texture

\*See Corradi sample kit for other fabrics.

PERGOTENDA® EXYL is a flat mobile covering system with rain water run-off at the sides custom made to protect against sun and rain (not suitable to support snow), fixed to a supporting wall. It consists of an aluminium structure and a folding canvas.

Wind resistance is guaranteed up to class 6 on the Beaufort scale (class 3 - UNI EN 13561:2015).

The canvas, made from exclusive Corradi Eclissi\* fabric, available in white, grey and ivory, with internal concealed obscuration layer and embossed side with weft effect, is supported by intermediate supporting tubes (section: 4x5 cm) and terminals



### MAXIMUM DIMENSIONS cm standard slack

	Width	Projection
2 runners	350	600
3 runners	700	600
4 runners	1050	600

### MAXIMUM DIMENSIONS cm trapezoidal slack

	Width	Projection
2 runners	500	600
3 runners	800	600
4 runners	1200	600

### MAXIMUM DIMENSIONS cm taut canvas with spacers

	Width	Projection
2 runners	500	600
3 runners	800	600

# PERGOTENDA® EXYL WIND RESISTANCE CLASS (UNI EN 13561:2015)

## 2 RUNNERS

		WIDTH (cm)		
PROJECTION (cm)		200	250/300	from 350 to 500
	200/250	4	3	3
	from 300 to 500	3	3	3
	550/600	3	3	2

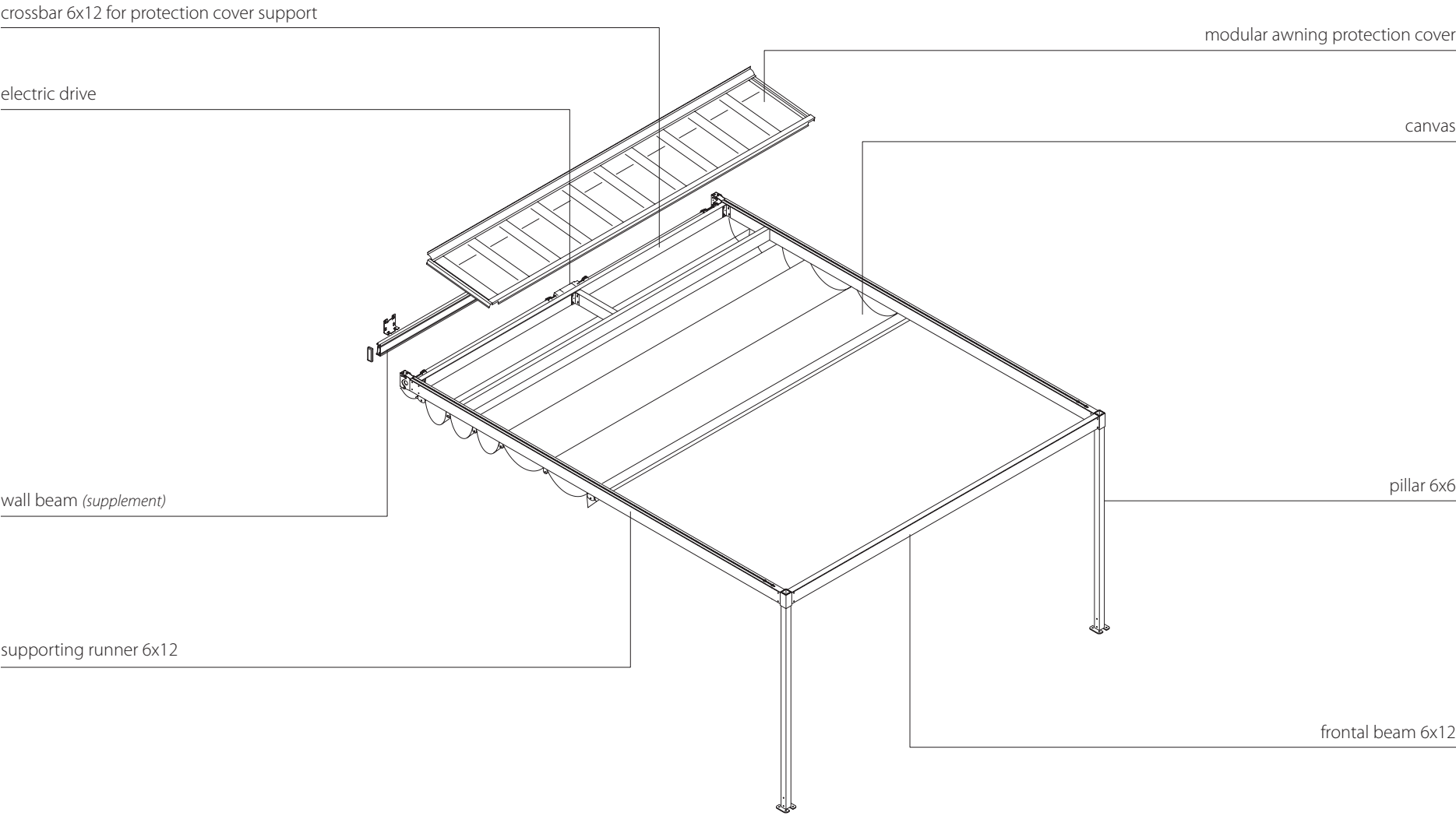
## 3 RUNNERS

		WIDTH (cm)
PROJECTION (cm)		from 400 a 800
	from 200 to 500	3
	550/600	2

## 4 RUNNERS

		WIDTH (cm)
PROJECTION (cm)		from 750 to 1200
	from 200 to 500	3
	550/600	2

# PERGOTENDA® EXYL 2 RUNNERS



# PERGOTENDA® EXYL 3 RUNNERS

electric drive

modular awning protection cover

crossbar 6x12 for protection cover support

canvas

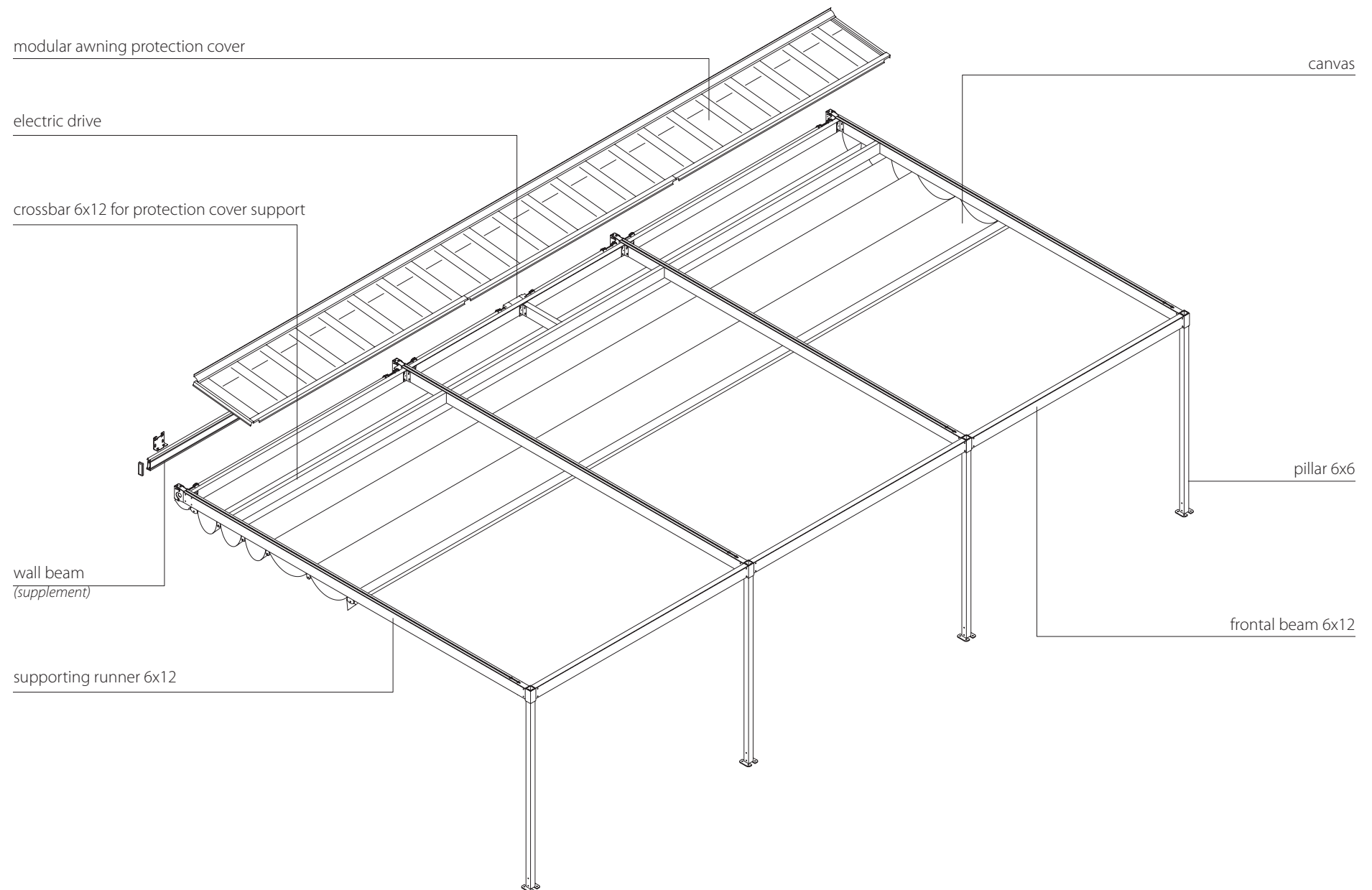
wall beam (supplement)

pillar 6x6

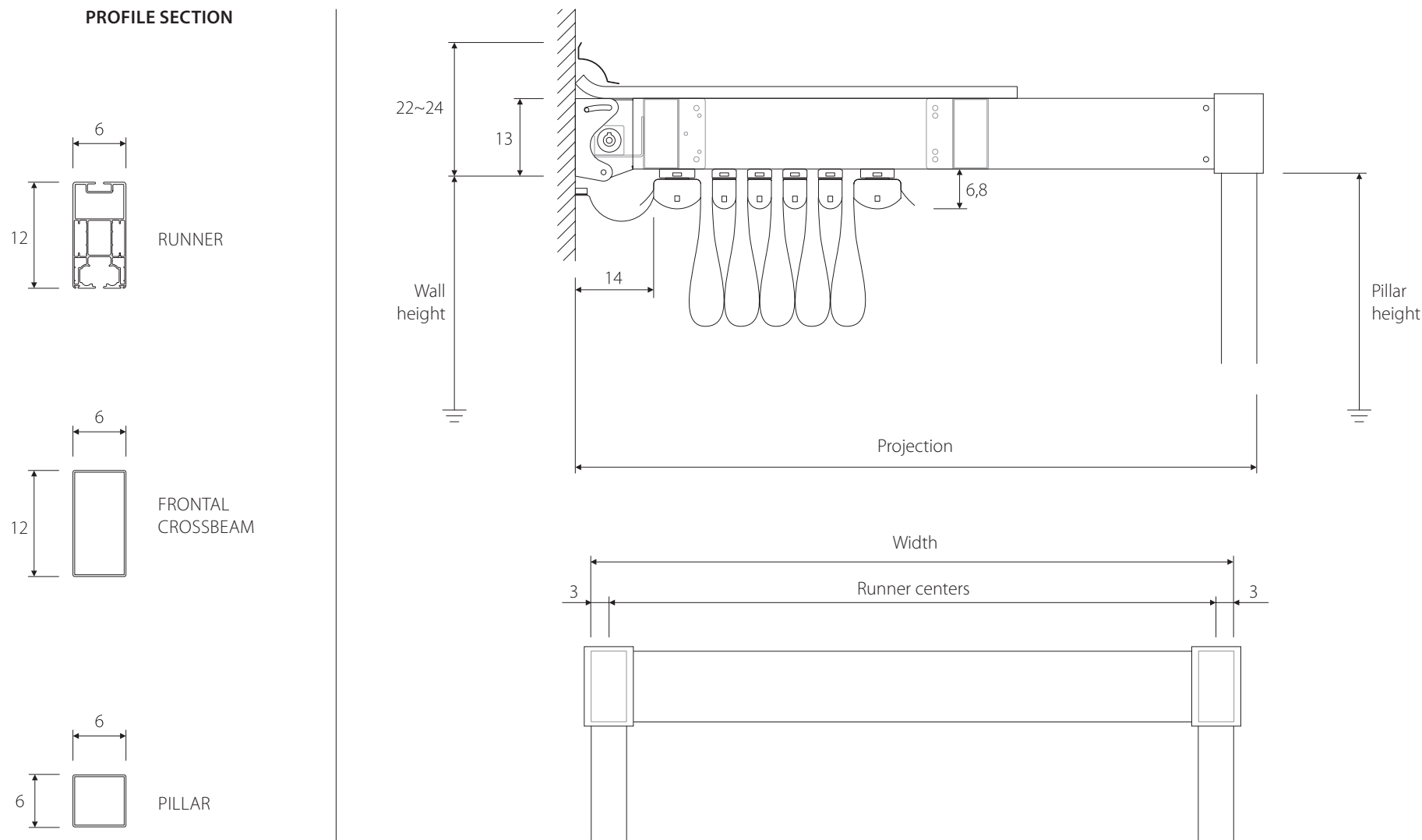
frontal beam 6x12

supporting runner 6x12

# PERGOTENDA® EXYL 4 RUNNERS



# PERGOTENDA® EXYL DIMENSIONS

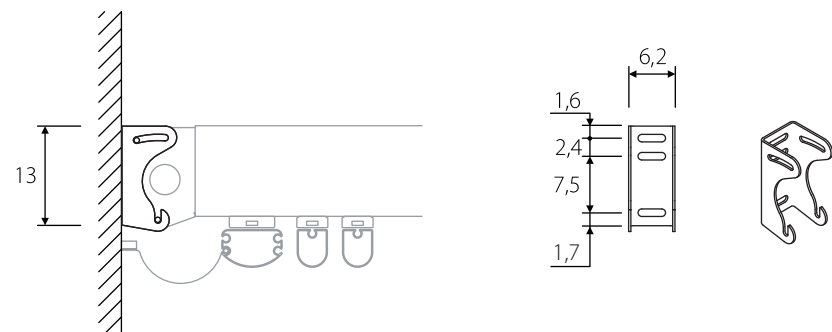


All measurements are given in cm

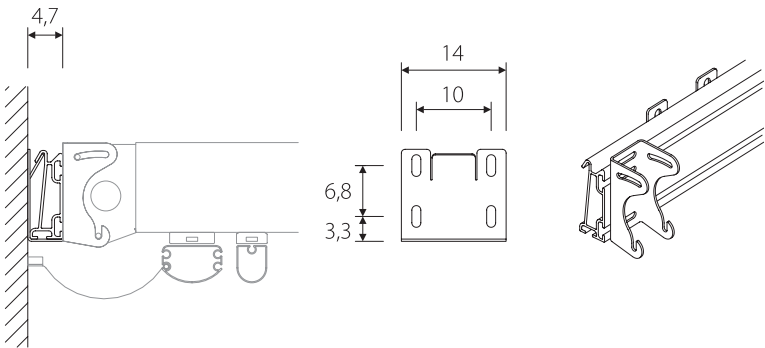


# PERGOTENDA® EXYL ANCHORAGES

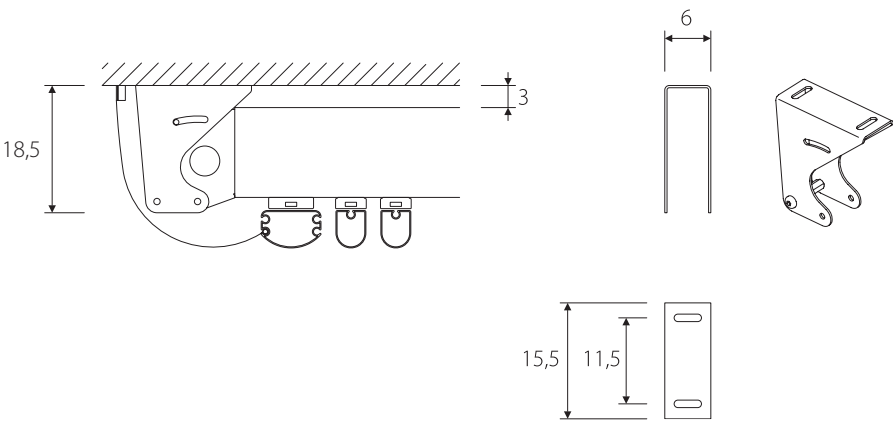
DIRECT FITTING TO WALL



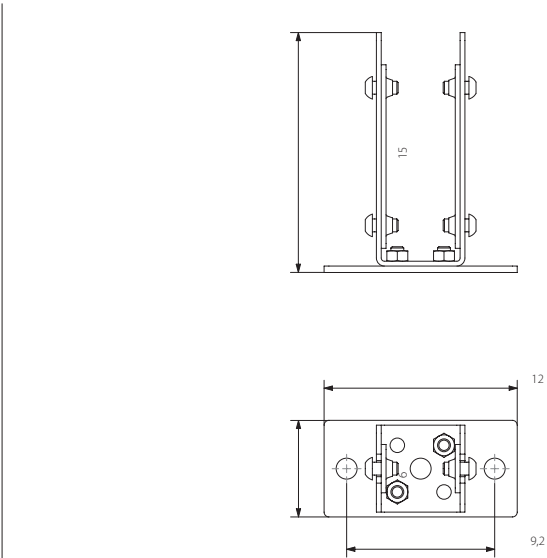
FITTING TO WALL WITH BEAM



OVERHEAD ANCHORAGE



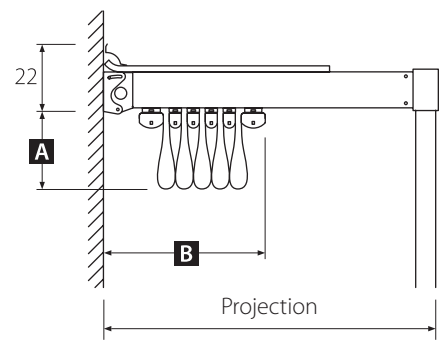
GROUND ANCHORAGE



All measurements are given in cm

# PERGOTENDA® EXYL CANVAS ENCUMBRANCE

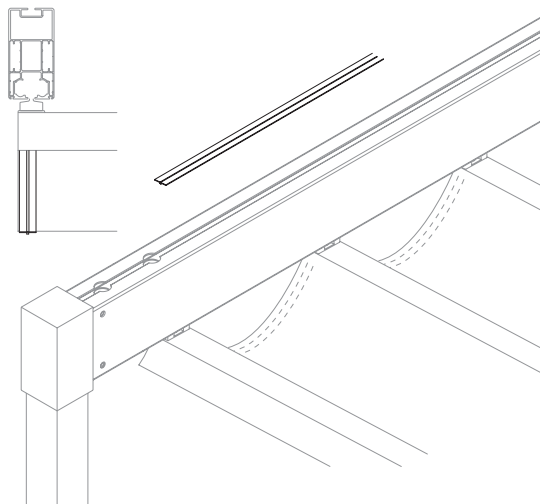
Minimum values of the encumbrance of the folded awning for the flat version. The figures written in bold type refer to the canvas encumbrance with standard support tubes with a deflection of 17 cm



		SUPPORT TUBES TOTAL NUMBER										
		5	6	7	8	9	10	11	12	13		
PROJECTION cm	248	29									A	B
	298		29									
	348			29								
	398				29							
	448					29						
	498						29					
	548							29				
	598								29			
	600									29		
		57	64	71	78	85	92	99	106	113		

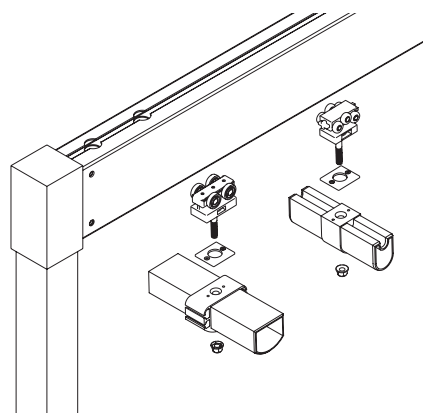
All measurements are given in cm The projections refer to the limit beyond which the standard number of tubes increases.

# PERGOTENDA® EXYL SUPPLEMENTS



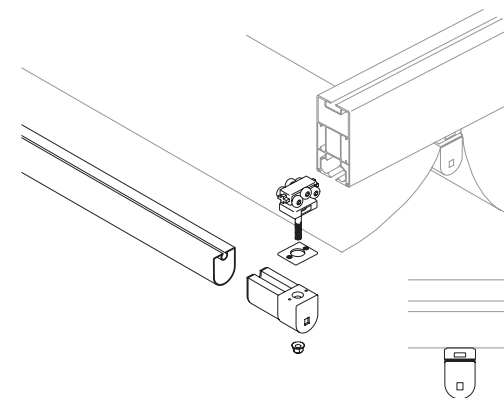
## **S18** Underside drip-collection rim (flat versions)

Welded PVC profile on the underside of the canvas.  
Solely for canvases in the suggested configuration.



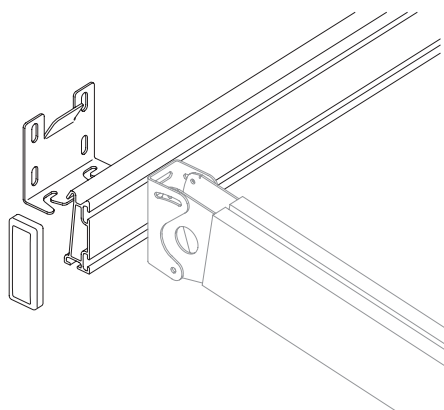
## **S4** Add-on runner

PERGOTENDA® EXYL runner complete with pillar 6x6, stainless steel supports, sliders, support tube joints, central transmission shaft with bushes.



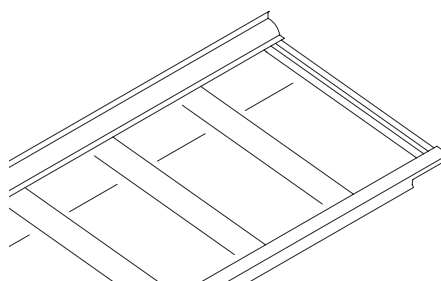
## **S5** Add-on intermediate support tube

Complete intermediate support tube with endcaps, joints (where present) and intermediate sliders.



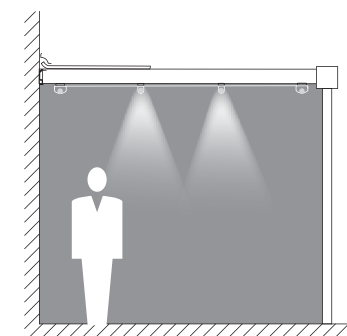
## **S17** Wall beam

Aluminium profile for uneven walls, where standard fastening to supports is awkward; or otherwise to deal with minor bumps.



## **DT** Awning protection cover deduction

Possibility to deduce modular awning protection cover. Support cross bars (6 x 12 cm sec.) must be kept for structural reasons.



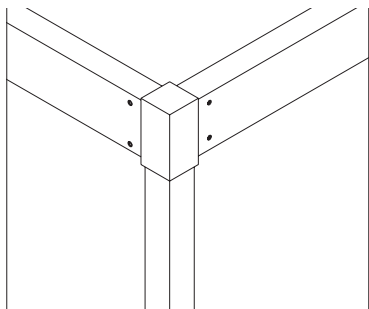
## **Lights**

LED light system (White or RGB) integrated into canvas-holding tubes available as kit standard and custom.

EXYL 2 runners - maximum width 450 cm



# PERGOTENDA® EXYL FREESTANDING FEATURES



PERGOTENDA® EXYL FREESTANDING is a flat mobile covering system with rain water run-off at the sides custom made to protect against sun and rain (not suitable to support snow), supported by structural steel pillars. It consists of an aluminium structure and a folding (slack or taut) or fixed canvas; in the latter version it is obligatory to remove the canvas in the event of strong wind. Wind resistance is guaranteed up to class 8 on the Beaufort scale (class 5 - UNI EN 13561:2015). The canvas is in Eclissi or in Soltis 86 fabric.

Eclissi (waterproof ) made exclusively by Corradi, available in white, grey and ivory, with internal

concealed obscuration layer and embossed side with weft effect, can be used solely with slack canvas. Soltis 86 (micro-perforated), available in white, ivory, grey, titanium, powder pink/silver (powder pink under, silver over), is a 100% polyester PVC-coated canvas, with micro-perforated structure that protects against UV rays without compromising outward visibility; Soltis 86 is a shading canvas, so it does not shelter from the rain and can be used with the canvas slack or taut or fixed. Both fabrics are supported by intermediate supporting tubes (section: 4x5 or 6x12 cm) and terminals (section: 8x5 cm) set parallel to one another approximately every 50 cm. In the slack or taut canvas versions it slides on runners (section 6x12 cm) on sliders with 6 misaligned wheels with maximum capacity of 450 kg each.

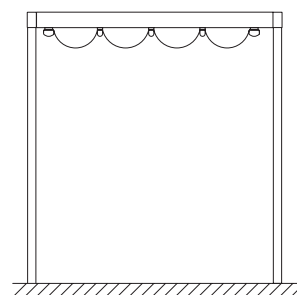
The toothed drive belt inserted in each runner, with strands that are completely covered to resist even in sea air, is driven by a pulley and a single transmission shaft to guarantee the uniform movement of the canvas. The breaking drive load of each belt is 894 kg. The PERGOTENDA® EXYL FREESTANDING system is operated by a motor-reducer (electric drive) with the possibility of radio control; operated on request by a gearbox (manual drive), only for versions with 2 runners up to 350 cm projection. Painted with certified Qualicoat cycle epoxy powders. Stainless steel hardware.

## Available colours:

- RAL 9010 White glossy/matt/texture
- RAL 1013 Ivory glossy/matt
- RAL 7035 Grey glossy/matt
- RAL 8019 Brown glossy/text
- Anthracite texture
- RAL 9016 White plus matt
- Dark Bronze texture
- RAL 7016 Dark Grey texture
- RAL 9005 Night texture
- Salt & Pepper texture
- Titanium texture
- Cor10 texture
- RAL K7 glossy/matt/texture

- Spring green texture
- Graphite texture
- Dove-grey texture

\*See Corradi sample kit for other fabrics.



**MAXIMUM DIMENSIONS cm**  
**standard slack (ECLISSI OR SOLTIS 86)**

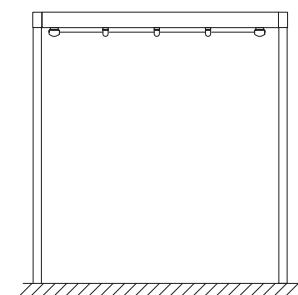
	<i>Width</i>	<i>Projection</i>
2 runners	350	600
3 runners	700	600
4 runners	1050	600

**MAXIMUM DIMENSIONS cm**  
**trapezoidal slack**

	<i>Width</i>	<i>Projection</i>
2 runners	350	600
3 runners	700	600
4 runners	1050	600

**MAXIMUM DIMENSIONS cm**  
**taut canvas with spacers**

	<i>Width</i>	<i>Projection</i>
2 runners	350	600
3 runners	700	600



**MAXIMUM DIMENSIONS cm**  
**taut canvas (SOLTIS 86)**  
**(micro-perforated)**

	<i>Width</i>	<i>Projection</i>
2 runners	350	600
3 runners	700	600
4 runners	1050	600

# PERGOTENDA® EXYL FREESTANDING WIND RESISTANCE CLASS (UNI EN 13561:2015)

## 2 RUNNERS

PROJECTION (cm)	WIDTH (cm)	
	from 200 to 350	
from 200 a 600	5	

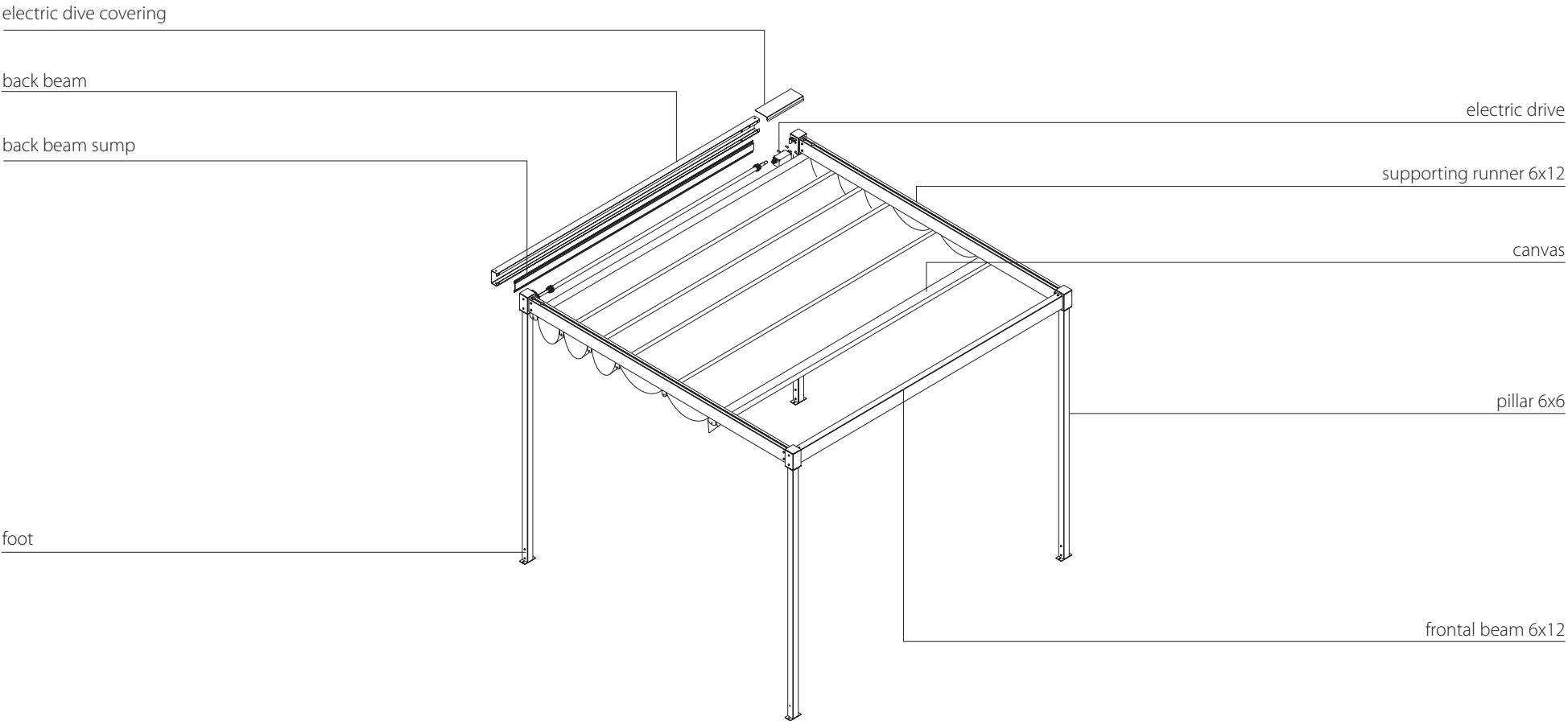
## 3 RUNNERS

PROJECTION (cm)	WIDTH (cm)			
	400	450/500	550/600	650/700
from 200 to 450	5	5	5	5
500	5	5	5	4
550	5	5	4	4
600	5	4	4	3

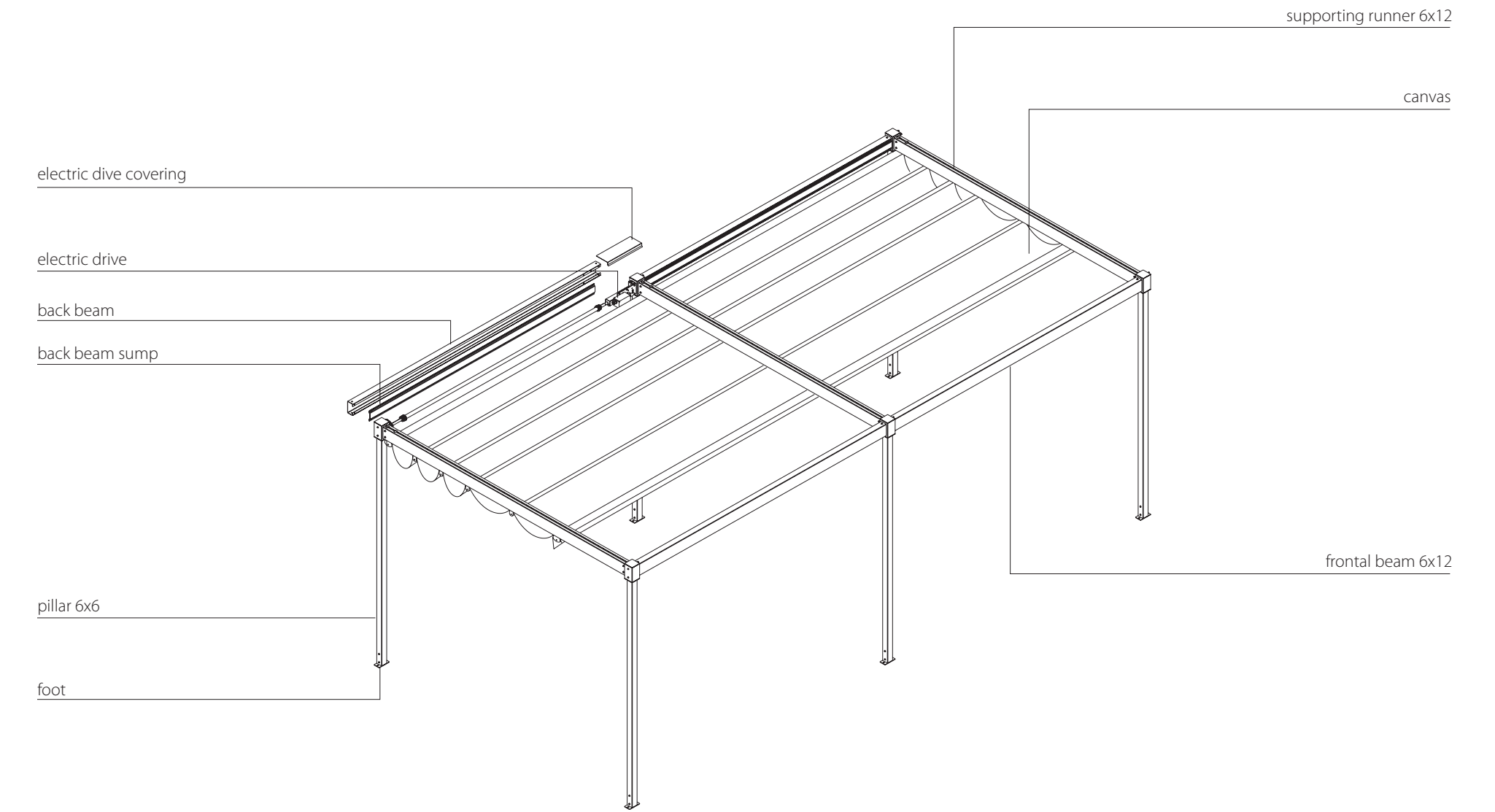
## 4 RUNNERS

PROJECTION (cm)	WIDTH (cm)		
	750	from 800 to 900	from 950 to 1050
from 200 to 450	5	5	5
500	5	5	4
550	5	4	4
600	4	4	3

# PERGOTENDA® EXYL FREESTANDING 2 RUNNERS

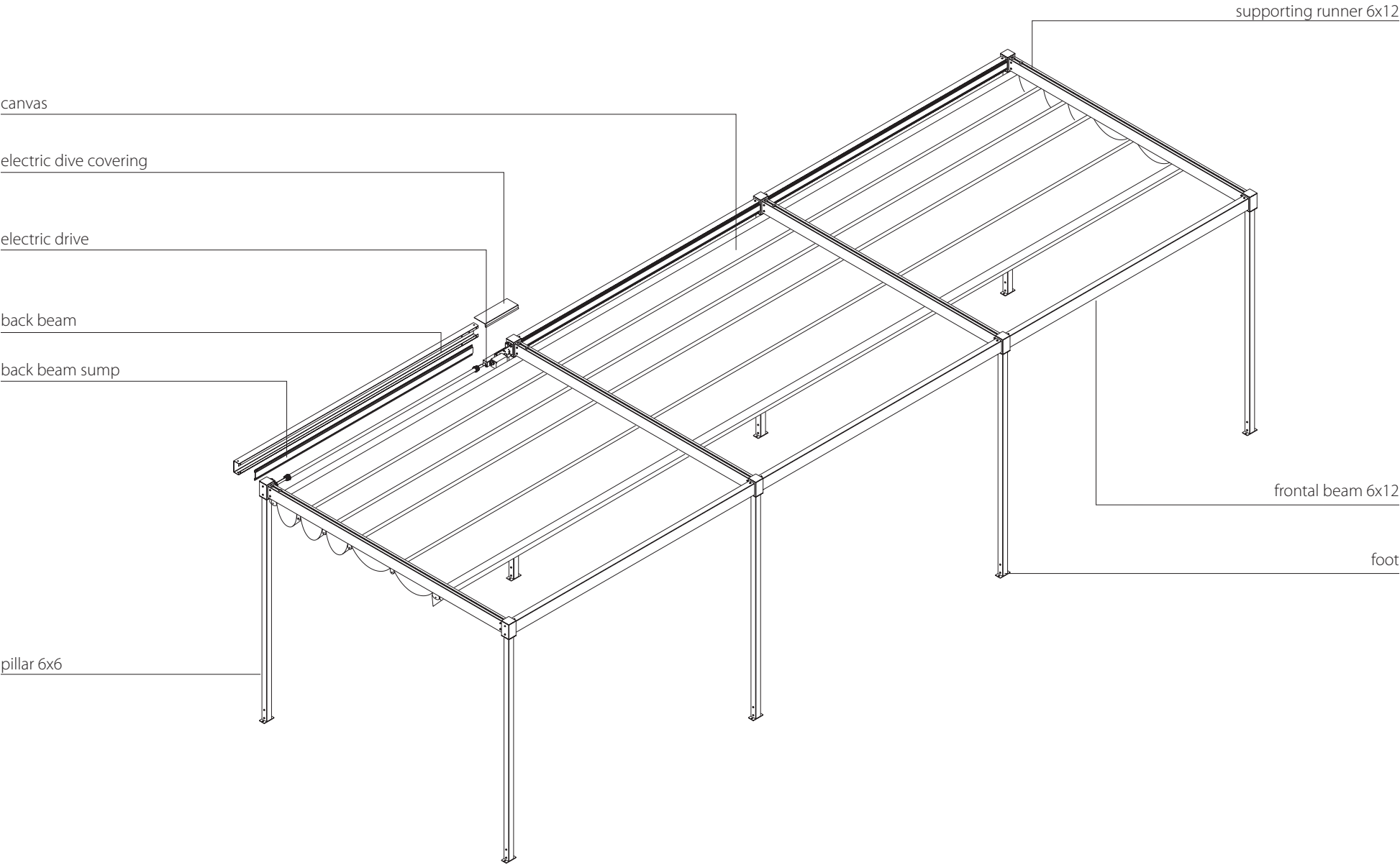


# PERGOTENDA® EXYL FREESTANDING 3 RUNNERS

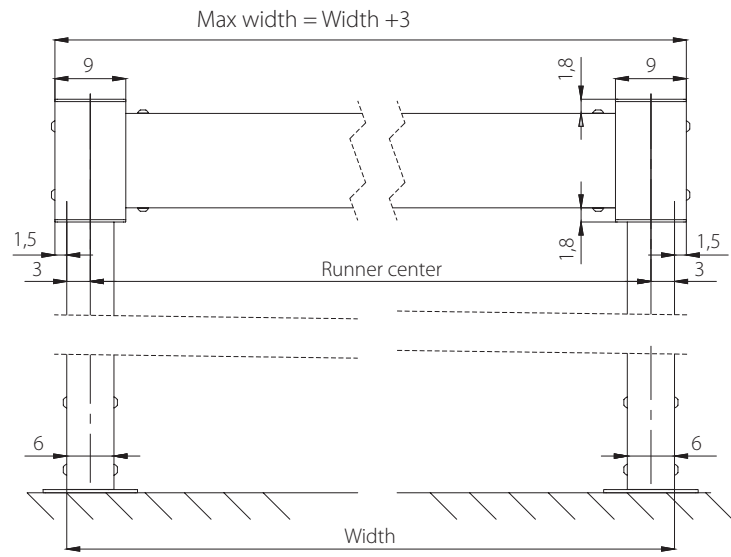
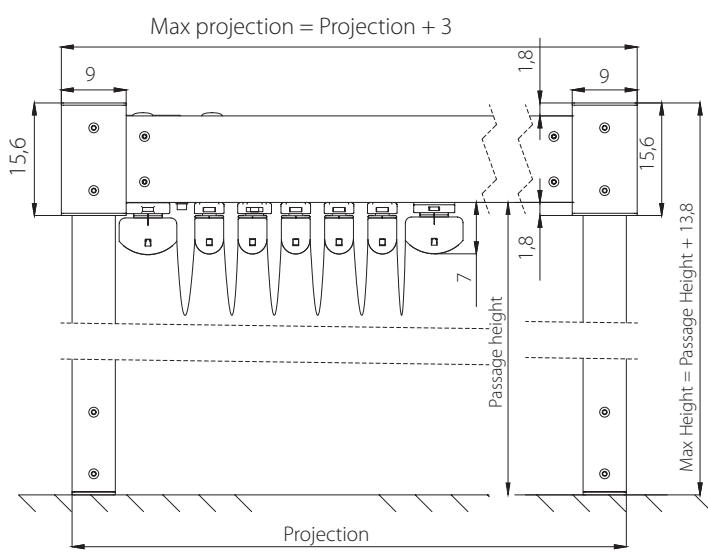
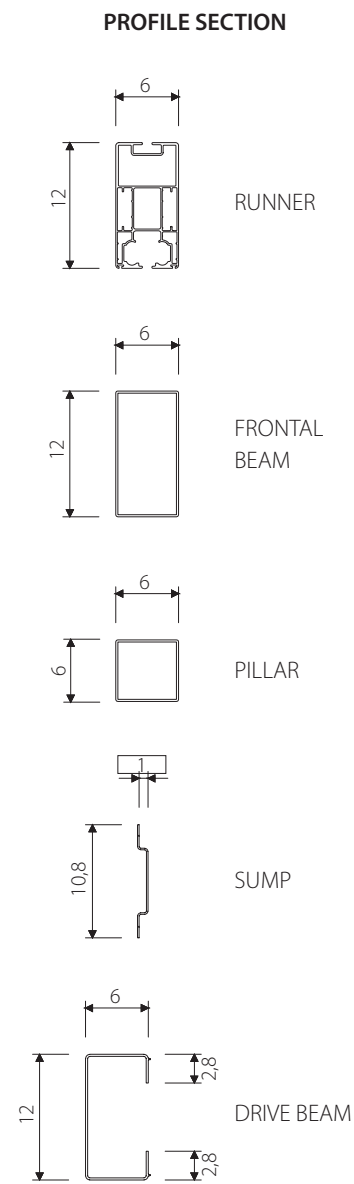




# PERGOTENDA® EXYL FREESTANDING 4 RUNNERS

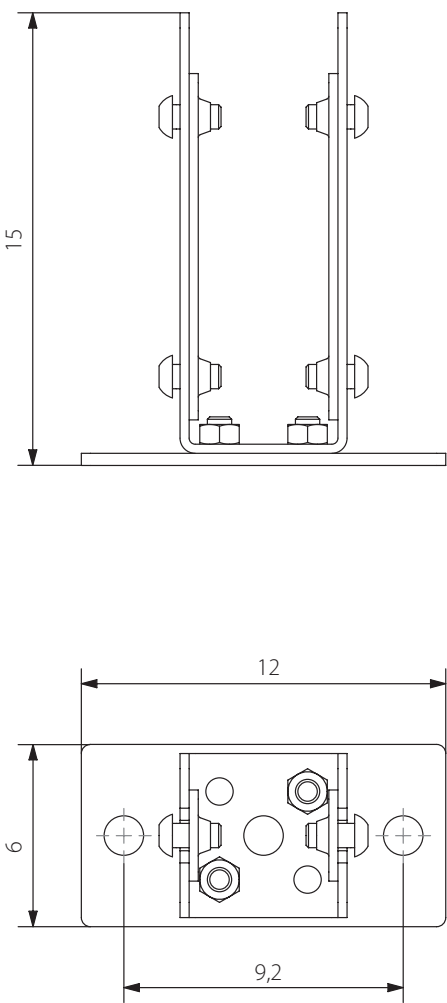


# PERGOTENDA® EXYL FREESTANDING DIMENSIONS



All measurements are given in cm

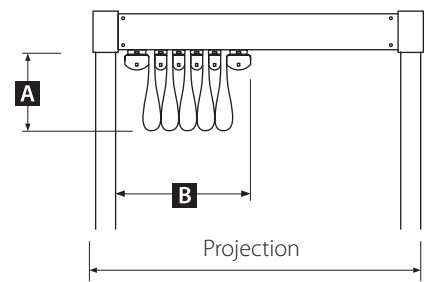
PERGOTENDA® EXYL FREESTANDING GROUND ANCHORAGE



All measurements are given in cm

# PERGOTENDA® EXYL FREESTANDING CANVAS ENCUMBRANCE

Minimum values of the encumbrance of the folded awning for the flat version. The figures written in bold type refer to the canvas encumbrance with standard support tubes with a deflection of 17 cm



## TAUT CANVAS

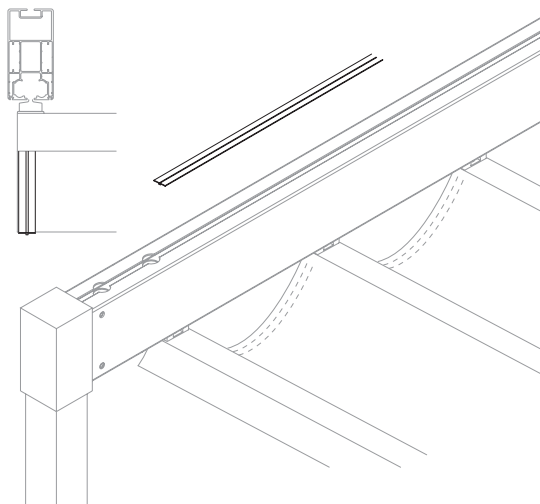
		SUPPORT TUBES TOTAL NUMBER								
		5	6	7	8	9	10	11	12	13
PROJECTION cm	237	27								
	287		27							
	337			27						
	387				27					
	437					27				
	487						27			
	537							27		
	587								27	
	600									27
		57	64	71	78	85	92	99	106	113

## SLACK CANVAS

		SUPPORT TUBES TOTAL NUMBER								
		5	6	7	8	9	10	11	12	13
PROJECTION cm	237	32								
	287		32							
	337			32						
	387				32					
	437					32				
	487						32			
	537							32		
	587								32	
	600									32
		57	64	71	78	85	92	99	106	113

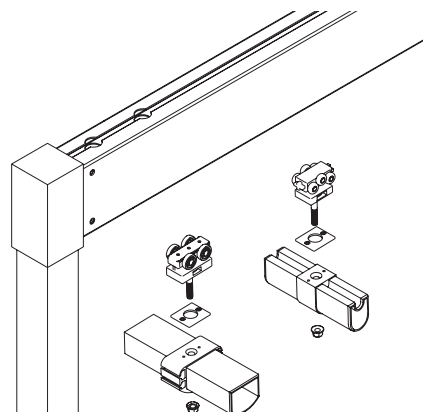
All measurements are given in cm The projections refer to the limit beyond which the standard number of tubes increases.

# PERGOTENDA® EXYL FREESTANDING SUPPLEMENTS



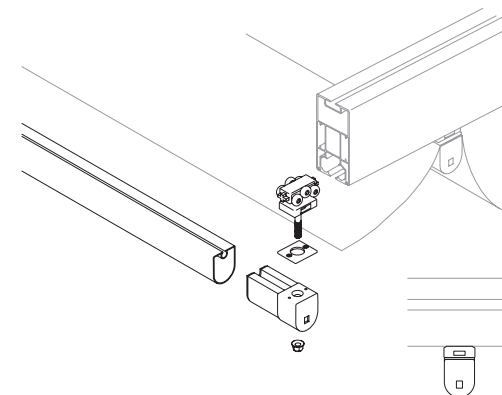
## **S18** Underside drip-collection rim (flat versions)

Welded PVC profile on the underside of the canvas.  
Solely for canvases in the suggested configuration.



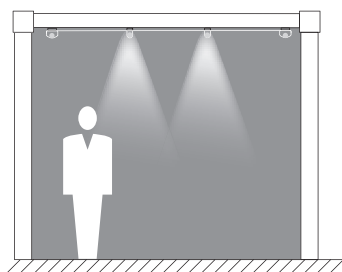
## **S4** Add-on runner

PERGOTENDA® EXYL FREESTANDING runner complete with pillar 6x6, stainless steel supports, sliders, support tube joints, central transmission shaft with bushes.  
NB. supplement is valid if maximum dimensions are observed.



## **S5** Add-on intermediate support tube

Complete intermediate support tube with stoppers, joints (where present) and intermediate sliders.  
NB. supplement is valid if maximum dimensions are observed.

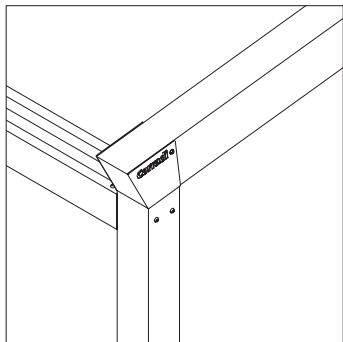


## **Lights (only for slack versions)**

LED light system (White or RGB) integrated into canvas-holding tubes available as kit standard and custom.



# PERGOTENDA® B-SPACE FEATURES



PERGOTENDA® B-SPACE is a retractable covering system custom made to size for the protection from sun and rain (not suitable for snow loads), fixed to a supporting wall. It consists of an aluminium structure and a folding canvas.

Has guaranteed wind resistance of grade 8 on the Beaufort scale for tilted and flat version (class 5 - UNI EN 13561:2015)..

The canvas, made from exclusive Corradi Eclissi\* fabric, available in white, grey and ivory, with internal concealed blackout layer and embossed side with weft effect, is supported by intermediate tubes (section: 4x5 cm) and terminals (section: 8x5 cm) set parallel to one another approximately every 60 cm. The canvas moves by sliding on runners with anti-spray profile integrated by means of sliders on 6 asymmetrically arranged wheels with a capacity over 450 kg / each.

The toothed transmission belt contains stainless steel cables and resists a salt water environment; the tensile strength is of 894 kg at break; the transmission belt is inserted in each runner, controlled by the notched pulley and a single drive shaft and guarantees the smooth forward movement of the canvas.

The PERGOTENDA® B-SPACE system is set in motion by an electric motor and it is remote controlled.

Painted with certified Qualicoat cycle epoxy powders. Sanded stainless steel accessories and 10/10 aluminium protection covers matching the structure.

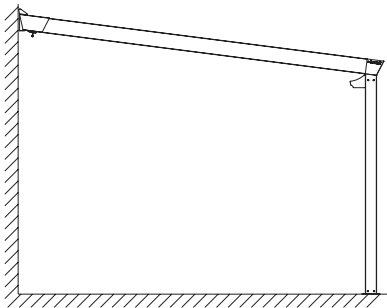
### Available colours:

- RAL 9010 White glossy/matt/texture
- RAL 1013 Ivory glossy/matt
- RAL 7035 Grey glossy/matt
- RAL 8019 Brown glossy/text
- Anthracite texture
- RAL 9016 White plus matt
- Dark Bronze texture
- RAL 7016 Dark Grey texture
- RAL 9005 Night texture
- Salt & Pepper texture
- Titanium texture
- Cor10 texture
- RAL K7 glossy/matt/texture

- Spring green texture
- Graphite texture
- Dove-grey texture

\*See Corradi sample kit for other fabrics.

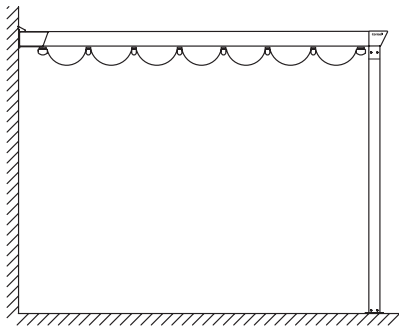
TILTED  
version



MAXIMUM DIMENSIONS cm

	Width	Projection
2 runners	450	900
3 runners	900	900
4 runners	1300	900
5 runners	1300	900

FLAT  
version



MAXIMUM DIMENSIONS cm  
standard slack

	Width	Projection
2 runners	350	900
3 runners	700	900
4 runners	1050	900

MAXIMUM DIMENSIONS cm  
trapezoidal slack

	Width	Projection
2 runners	450	900
3 runners	800	900
4 runners	1200	900

MAXIMUM DIMENSIONS cm  
taut canvas with spacers

	Width	Projection
2 runners	450	900
3 runners	800	900

# PERGOTENDA® B-SPACE WIND RESISTANCE CLASS (UNI EN 13561:2015)

## 2 RUNNERS TILTED

PROJECTION (cm)	WIDTH (cm)				
	200	250/300	350	400	450
	400	5	4	4	3
	from 450 to 750	5	5	5	4
	800/850	5	5	4	4
	900	5	4	3	3

## 3 RUNNERS TILTED

PROJECTION (cm)	WIDTH (cm)				
	500	550/600	650/700	750/800	850/900
	from 400 to 550	5	5	5	4
	600	5	5	4	4
	650	5	4	4	4
	700	4	4	3	3
	750/800	4	3	3	3
	850/900	3	3	3	3

## 4 RUNNERS TILTED

PROJECTION (cm)	WIDTH (cm)		
	from 950 to 1050	from 1100 to 1200	1250/1300
	from 400 to 550	5	4
	600/650	4	4
	from 700 a 900	3	3

## 5 RUNNERS TILTED

PROJECTION (cm)	WIDTH (cm)		
	950/1000	from 1050 to 1200	1250/1300
	from 400 to 550	5	5
	600	5	5
	650	5	4
	700	4	4
	750/800	4	3
	850/900	3	3

## 2 RUNNERS FLAT

PROJECTION (cm)	WIDTH (cm)				
	200	250/300	350	400	450
	from 400 to 750	5	5	5	4
	800	5	5	4	4
	850	5	5	4	4
	900	5	4	3	3

## 3 RUNNERS FLAT

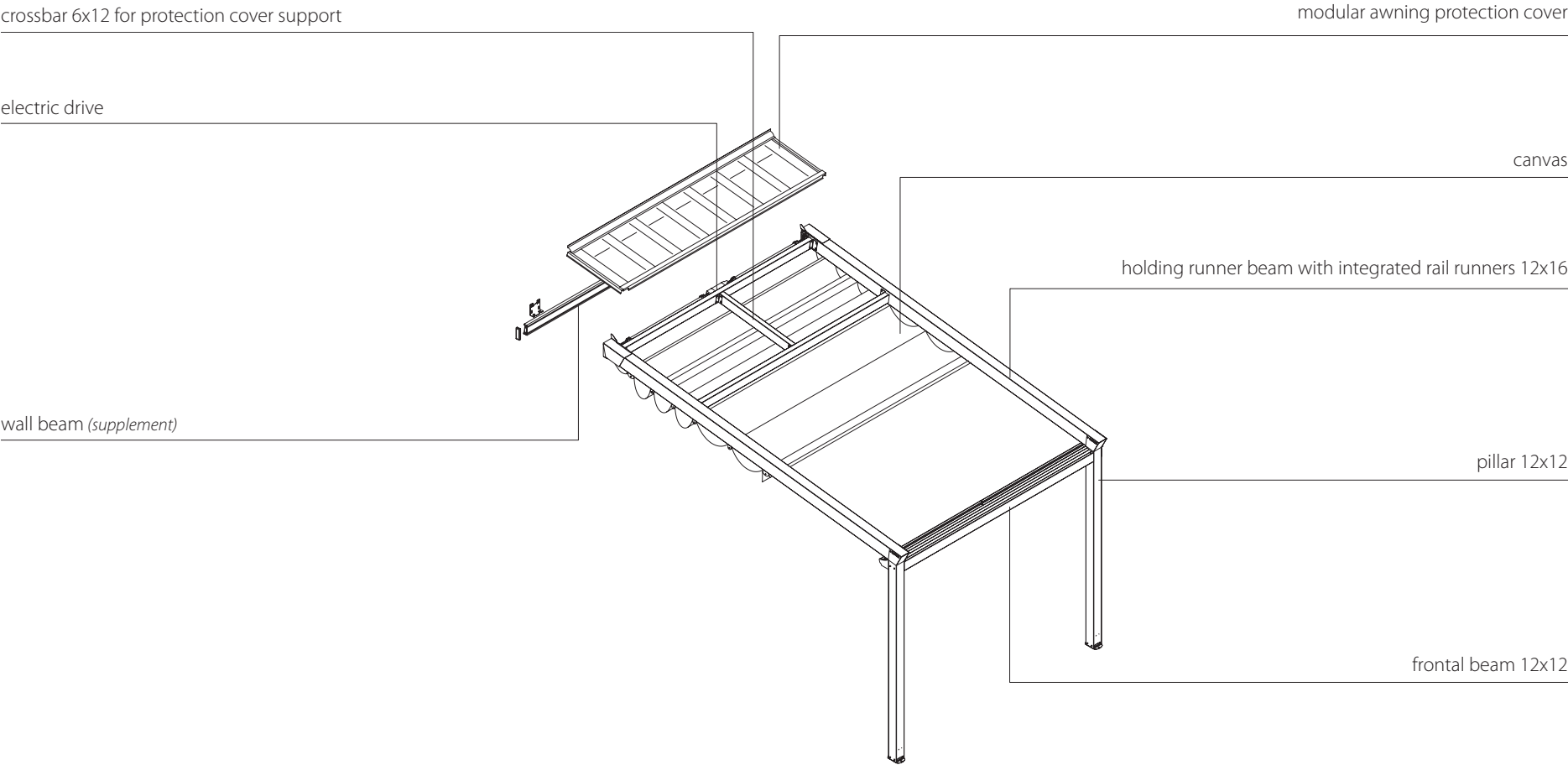
PROJECTION (cm)	WIDTH (cm)			
	500	550/600	650/700	750/800
	from 400 to 550	5	5	5
	600	5	5	4
	650	5	4	4
	700	4	4	3
	750/800	4	3	3
	850/900	3	3	3

## 4 RUNNERS FLAT

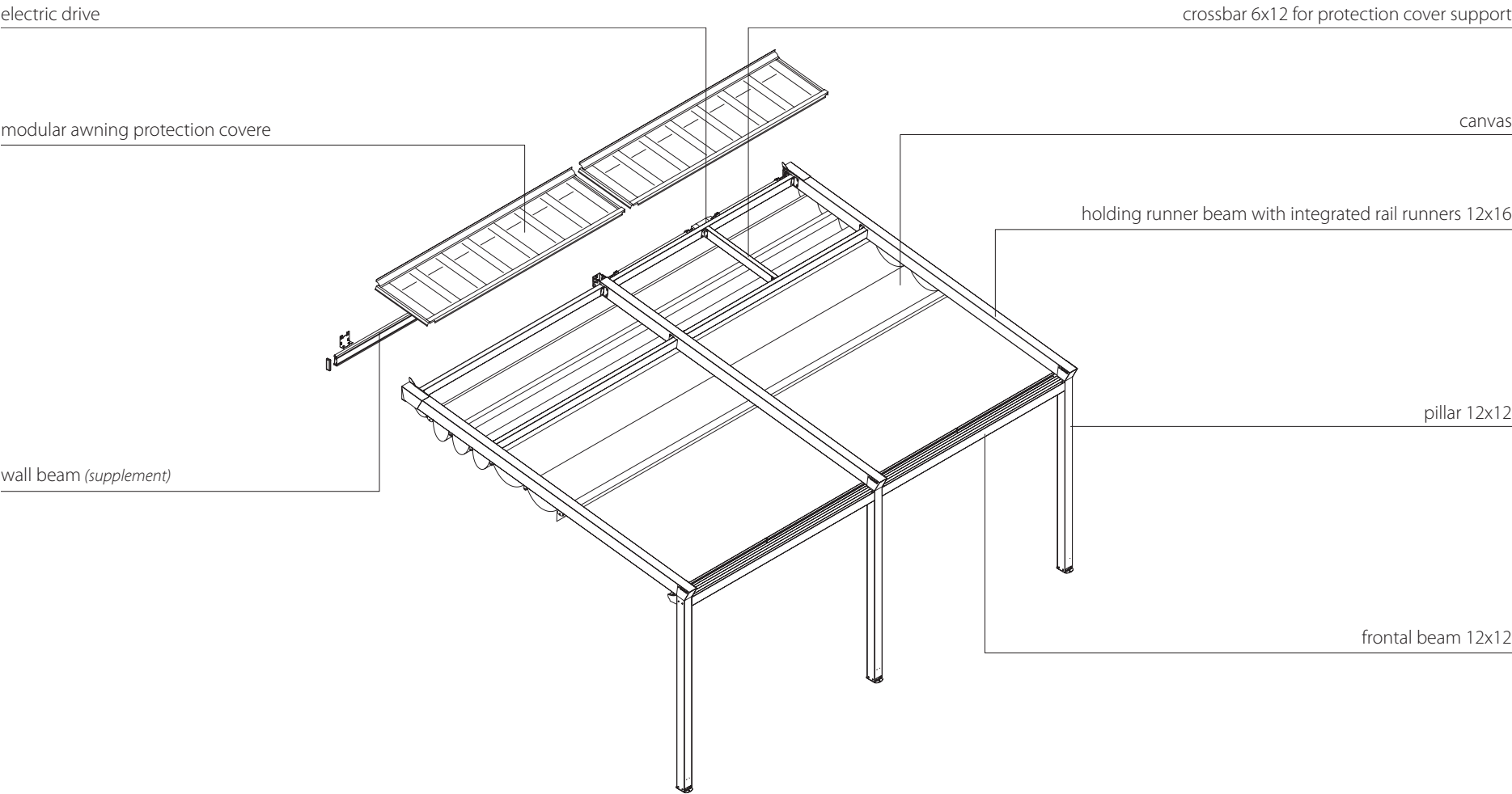
PROJECTION (cm)	WIDTH (cm)			
	750	from 800 to 900	from 950 to 1050	from 1100 to 1200
	from 400 to 550	5	5	5
	600	5	5	4
	650	5	4	4
	700	4	4	3
	750/800	4	3	3
	850/900	3	3	3



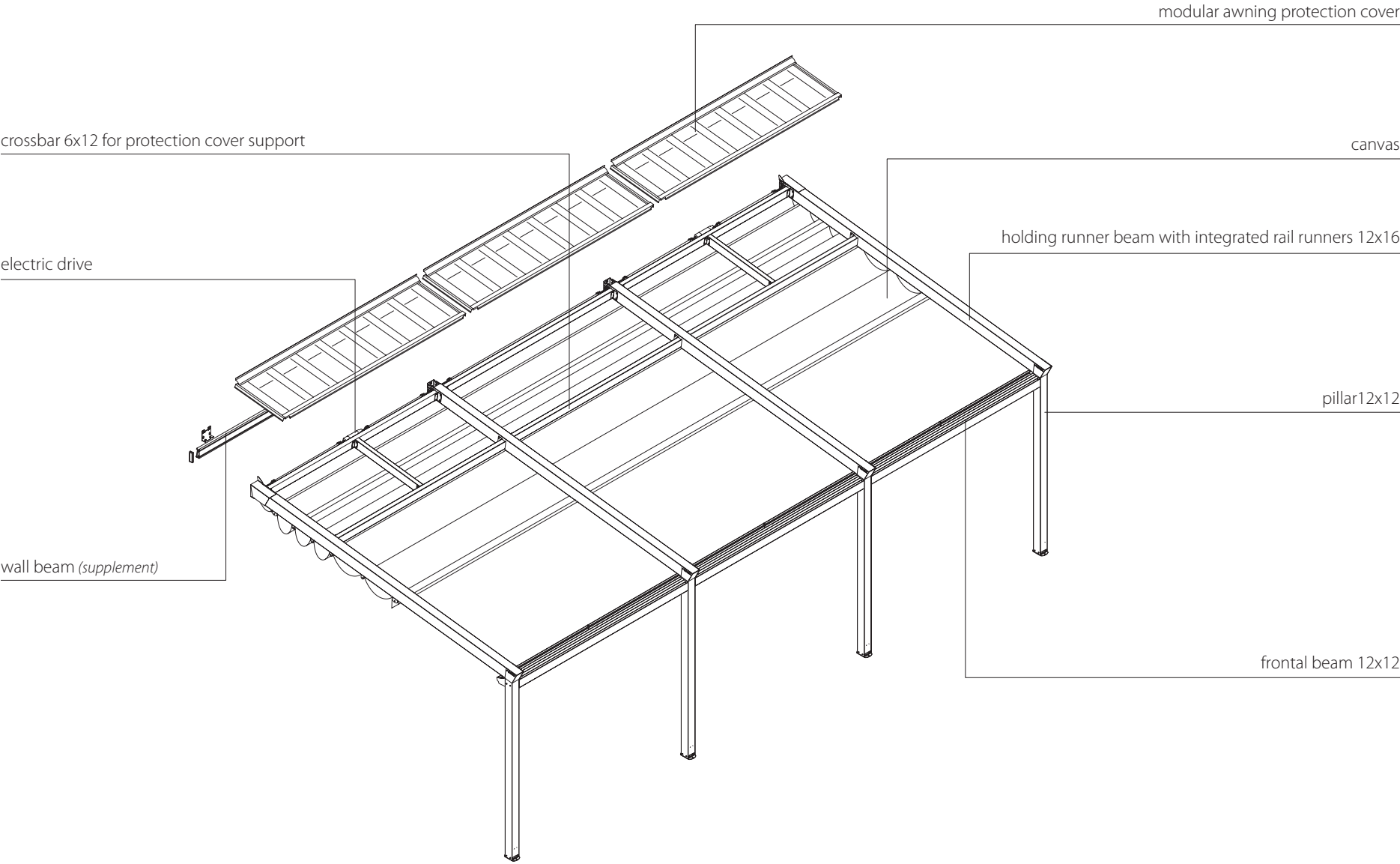
# PERGOTENDA® B-SPACE 2 RUNNERS



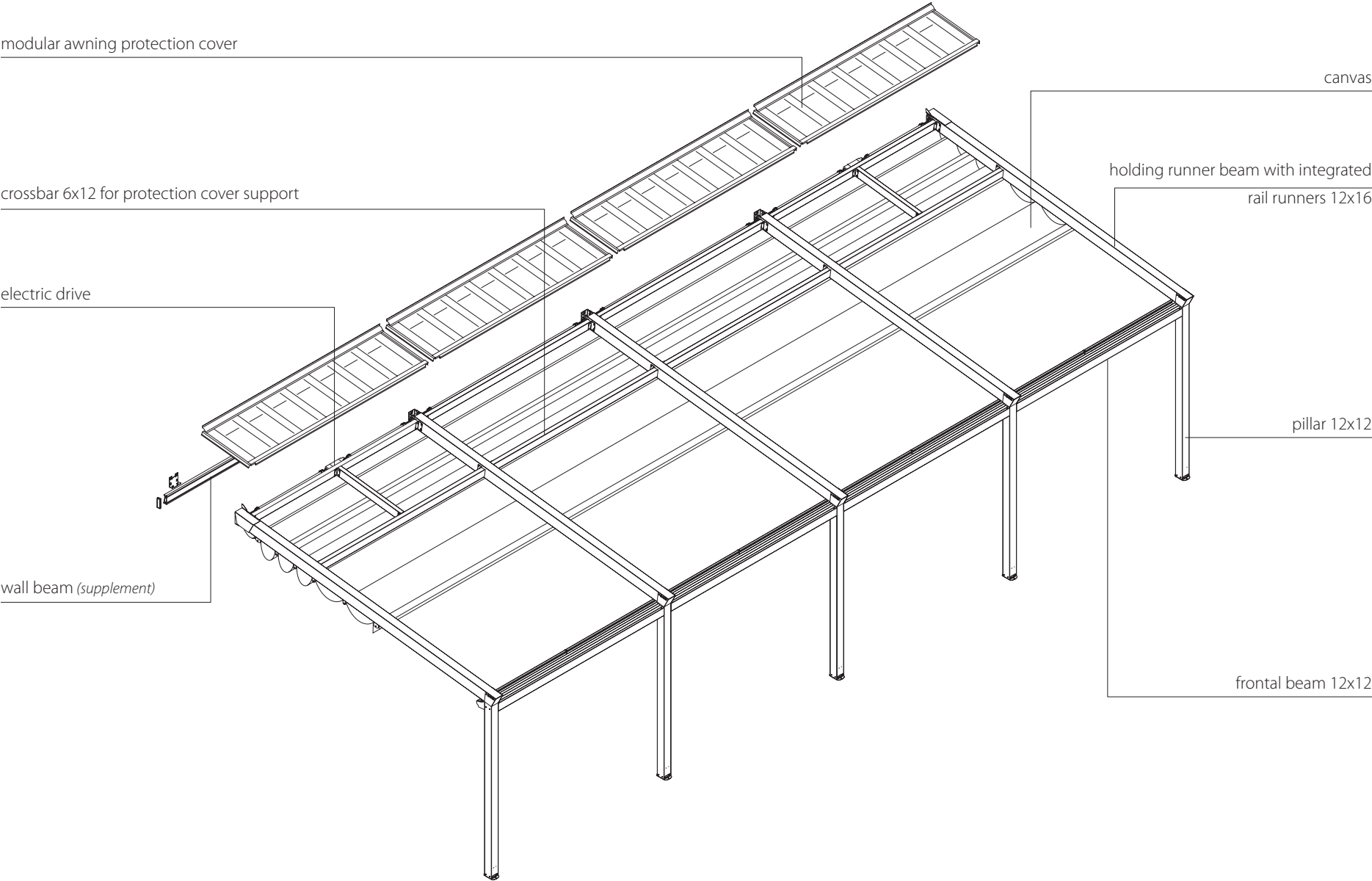
# PERGOTENDA® B-SPACE 3 RUNNERS



# PERGOTENDA® B-SPACE 4 RUNNERS

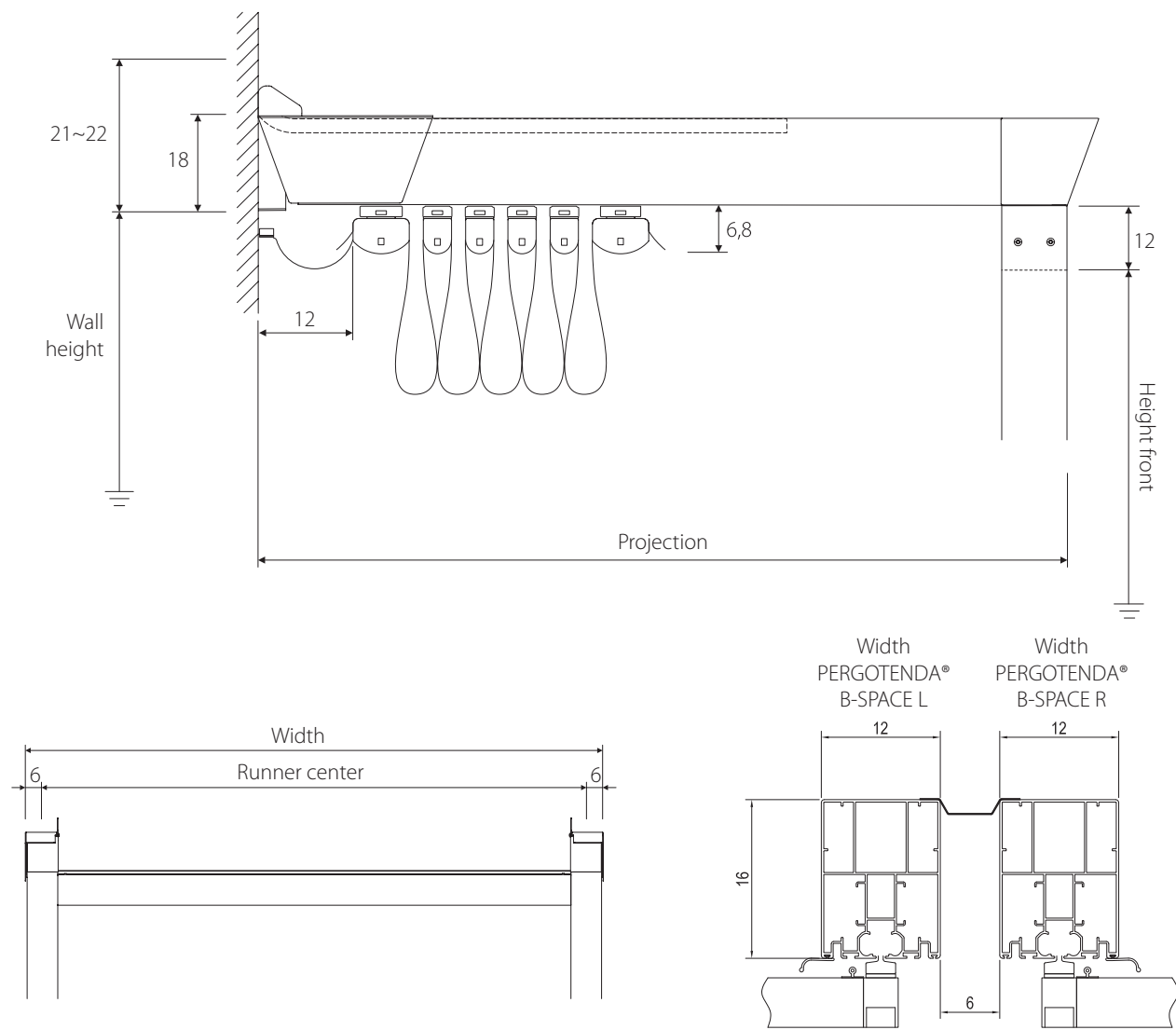
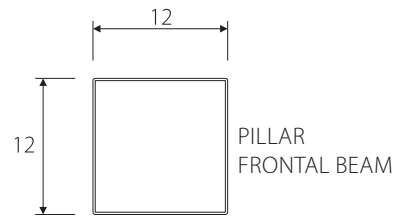
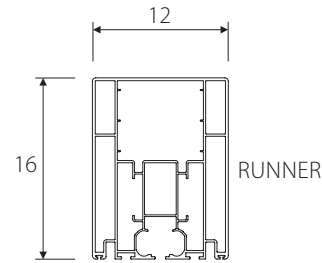


# PERGOTENDA® B-SPACE 5 RUNNERS



# PERGOTENDA® B-SPACE DIMENSIONS

PROFILE SECTION

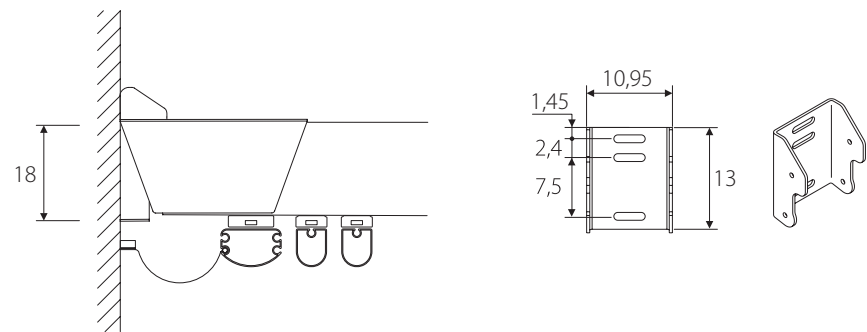


Joint two PERGOTENDA® B-SPACE side by side (separate canvas) (code 02755)

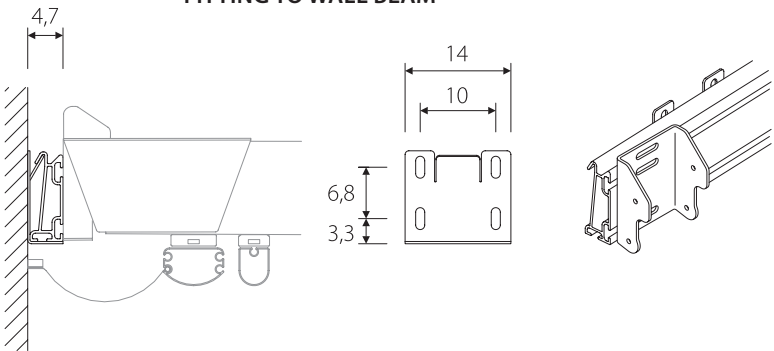
All measurements are given in cm

# PERGOTENDA® B-SPACE ANCHORAGES

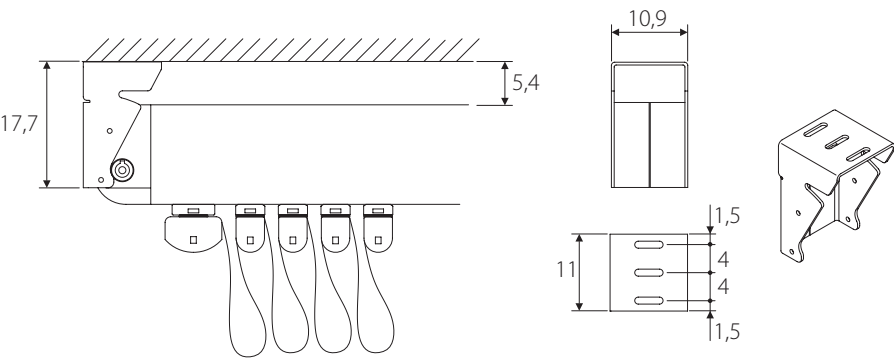
DIRECT FITTING TO WALL



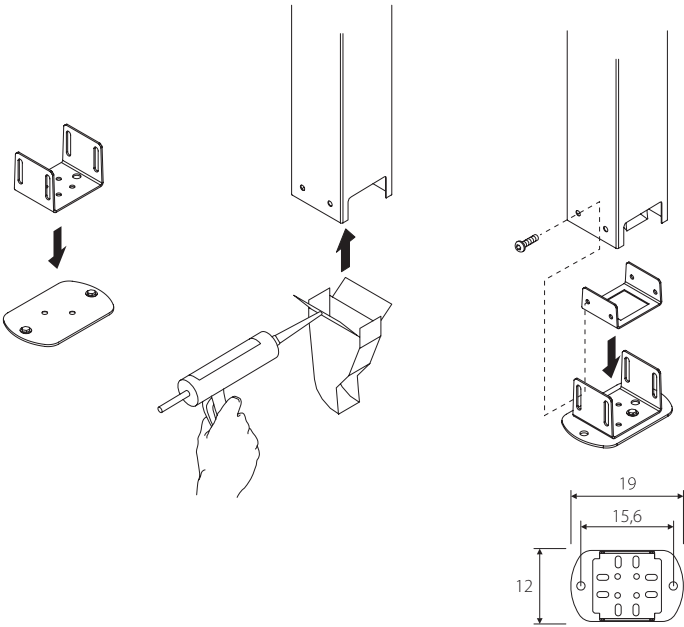
FITTING TO WALL BEAM



OVERHEAD ANCHORAGE



GROUND ANCHORAGE

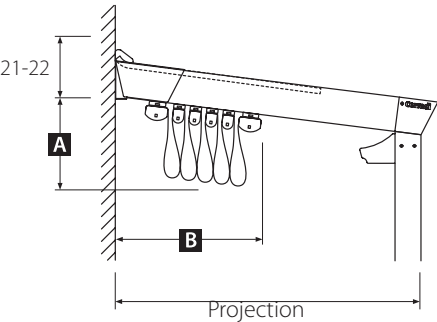


All measurements are given in cm

# PERGOTENDA® B-SPACE CANVAS ENCUMBRANCE

## Tilted version

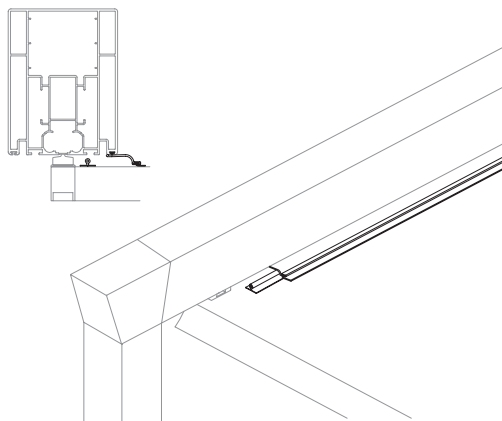
Minimum values of the encumbrance of the folded awning for the tilted version (slope 15%). The figures written in bold type refer to the canvas encumbrance with standard support tubes and the following refer to the use of additional tubes.



		SUPPORT TUBES TOTAL NUMBER											
		7	8	9	10	11	12	13	14	15	16	17	18
PROJECTION cm	404	<b>34</b>	31	29									
	463		<b>35</b>	33	31								
	523			<b>36</b>	34	32							
	582				<b>37</b>	35	34						
	641					<b>38</b>	37	36					
	701						<b>39</b>	38	37				
	760							<b>41</b>	39	38			
	819								<b>42</b>	40	40		
	879									<b>43</b>	42	41	
	900										<b>42</b>	42	41
		60	67	74	81	88	95	102	109	116	122	128	134

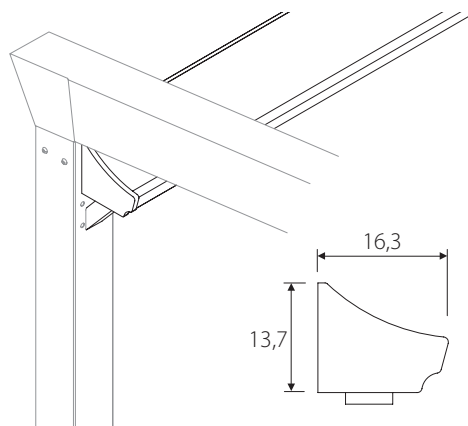
All measurements are given in cm The projections refer to the limit beyond which the standard number of tubes increases.

# PERGOTENDA® B-SPACE SUPPLEMENTS



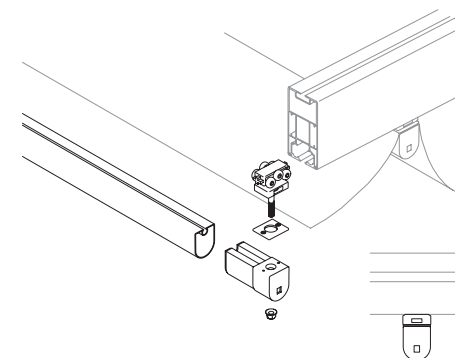
## **S1** Antidrop system + Antispray profile

Weldable PVC profile on the upper part of the canvas for lateral rainwater prevention complete with antispray profile PERGOTENDA® B-SPACE preassembled on runners.



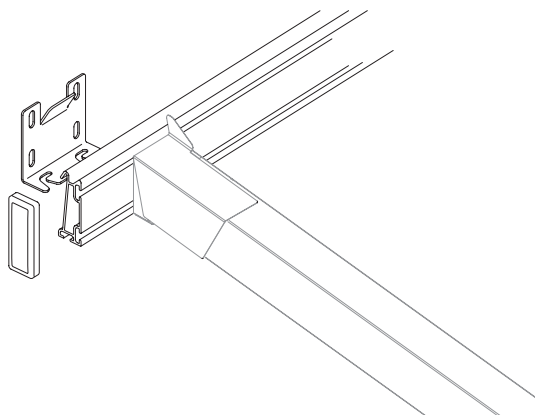
## **S3** Frontal gutter

Extruded aluminium profile for rainwater collection, only for tilted versions. Down pipes (1 about every cm 600) and accessories included.



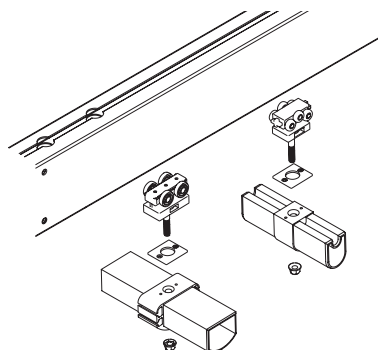
## **S5** Add-on intermediate support tube

Complete intermediate support tube with endcaps, joints (where present) and intermediate sliders.



## **S17** Wall beam

Aluminium profile for uneven walls, where standard fastening to supports is awkward; or otherwise to deal with minor bumps.

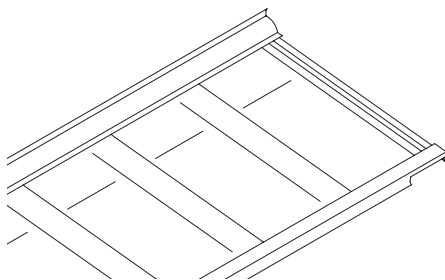


## **S4** Add-on runner

PERGOTENDA® B-SPACE runner complete with pillar 12x12, stainless steel supports, sliders, support tube joints, central transmission shaft with bushes.

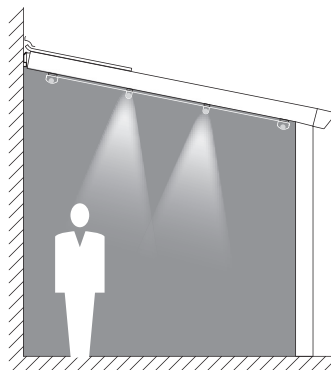


# PERGOTENDA® B-SPACE SUPPLEMENTS



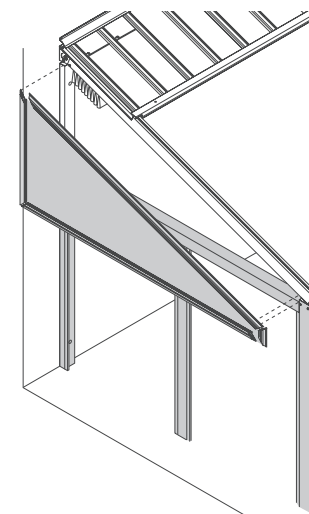
## **DT** Awning protection cover deduction

Possibility to deduce modular awning protection cover. Support cross bars (6 x 12 cm sec.) must be kept for structural reasons.



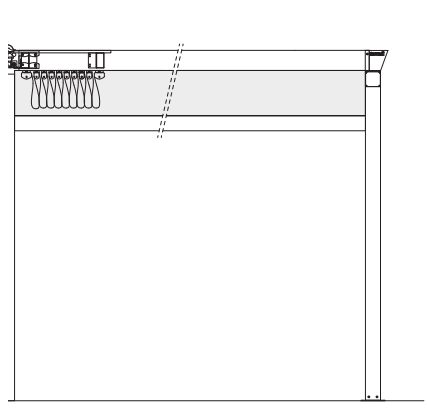
## **Lights**

LED light system (White or RGB) integrated into canvas-holding tubes available as kit standard and custom.



## **Fasteners**

B-SPACE gable kit with fabrics on demand, vertical wall beam, intermediate pillar, lateral horizontal beam (see PERGOTENDA® price list)

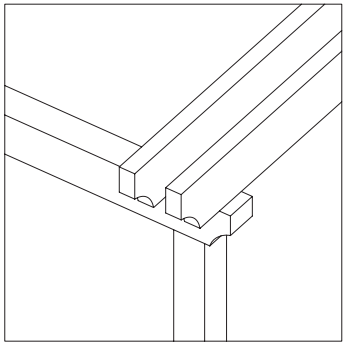


## **Board**

White satin finish methacrylate panel or aluminium same as structure.



# PERGOTENDA® 45 FEATURES



PERGOTENDA® 45 is a retractable covering system custom made to protect against sun and rain (not suitable to support snow), fixed to a supporting wall. It consists of a glulam wood structure and a folding canvas.

Front-tilting versions have guaranteed wind resistance of grade 8 on the Beaufort scale for tilted and flat version (class 5 - UNI EN 13561:2015).

The canvas, made from exclusive Corradi Eclissi\* fabric, available in white, grey and ivory, with internal concealed obscuration layer and embossed side with weft effect, is supported by intermediate supporting tubes (section: 4x5 cm) and terminals (section: 8x5 cm) set parallel to one another every 60 cm approximately (tilted version) and every 50 cm approximately (flat version). The canvas moves sliding on support runners (section 5x9 cm) on 6 misaligned wheels with a capacity over 450 kg each.

The toothed transmission belt contains stainless steel cables and resists a saline environment; the tensile strength is of 894 kg at break; the transmission belt is inserted in each runner, controlled by the notched pulley and a single drive shaft and guarantees the smooth forward movement of the canvas.

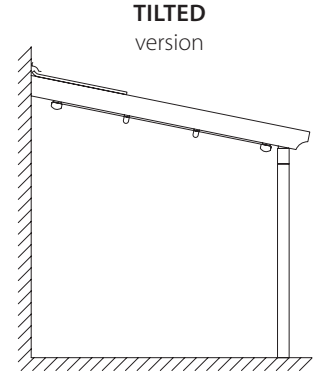
The PERGOTENDA® 45 system is set in motion by a ratio-motor (electric drive) and it may be remote controlled; on request control may be by manually operated gearbox which can be used only with 2 runners flat or tilted versions up to a projection of cm 350.

The structure, in autoclave treated Scandinavian pine wood (class 3 - UNI EN 335-3), is available in 4.5x15.5 - 12x12 cm sections with natural finish or in the following colours: chestnut (standard), walnut, anthracite, white, grey, ivory or in RAL colour (supplement).

Runners available in colours: brown, white, grey, ivory in glossy or matt finish and anthracite with matt finish. Support tubes available in colours: white, grey, ivory in glossy finish.

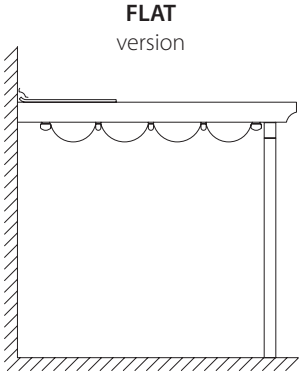
Painted with certified Qualicoat cycle epoxy powders. Sanded stainless steel accessories and 10/10 aluminium protection covers in colours: brown, white, grey, ivory in glossy or matt finish and anthracite with matt finish.

\* See Corradi sample kit for other fabrics.



MAXIMUM DIMENSIONS cm

	Width	Projection
2 runners	500	590
3 runners	900	590
4 runners	1300	590
5 runners	1300	590



MAXIMUM DIMENSIONS cm  
standard slack

	Width	Projection
2 runners	350	600
3 runners	700	600
4 runners	1050	600

MAXIMUM DIMENSIONS cm  
trapezoidal slack

	Width	Projection
2 runners	500	600
3 runners	800	600
4 runners	1200	600

MAXIMUM DIMENSIONS cm  
taut canvas with spacers

	Width	Projection
2 runners	500	600
3 runners	800	600

NOTE: With every supply of PERGOTENDA® 45 in a RAL colour 5 kg of paint of charge for future retouching will be delivered

# PERGOTENDA® 45 WIND RESISTANCE CLASS (UNI EN 13561:2015)

## 2 RUNNERS TILTED

PROJECTION (cm)	WIDTH (cm)		
	from 250 to 350	400	450/500
from 190 to 590	5	4	3

## 3 RUNNERS TILTED

PROJECTION (cm)	WIDTH (cm)			
	from 500 to 600	650/700	750/800	850/900
from 190 a 490	5	4	4	3
550/590	5	4	3	3

## 4 RUNNERS TILTED

PROJECTION (cm)	WIDTH (cm)		
	from 950 to 1050	from 1100 to 1200	1250/1300
from 190 to 490	4	4	3
550/590	4	3	3

## 5 RUNNERS TILTED

PROJECTION (cm)	WIDTH (cm)	
	from 950 to 1200	1250/1300
from 190 to 590	5	4

## 2 RUNNERS FLAT

PROJECTION (cm)	WIDTH (cm)		
	from 200 to 350	400/450	500
from 200 to 600	5	4	3

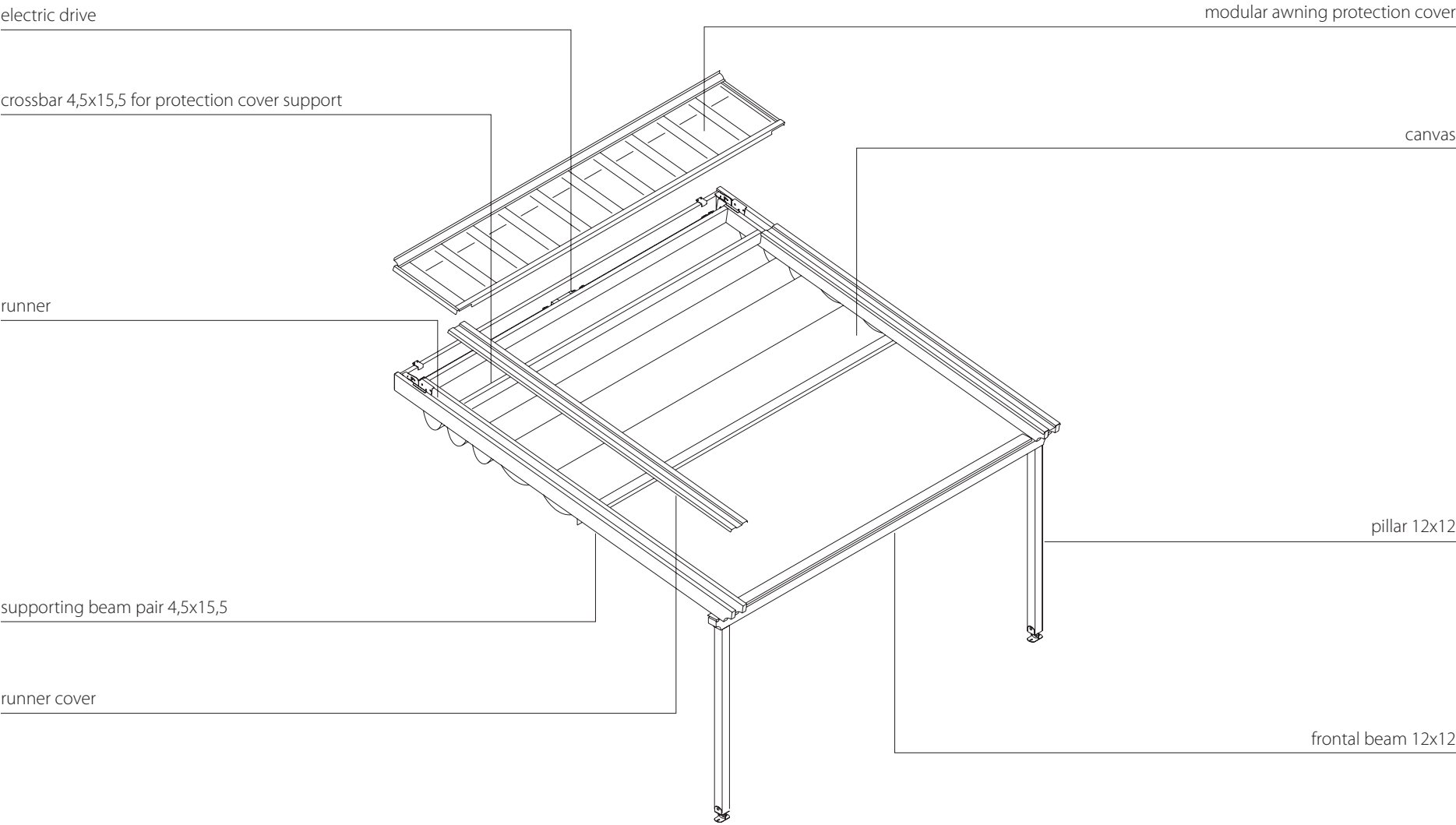
## 3 RUNNERS FLAT

PROJECTION (cm)	WIDTH (cm)		
	from 400 to 600	650/700	750/800
from 200 a 500	5	4	4
550/600	5	4	3

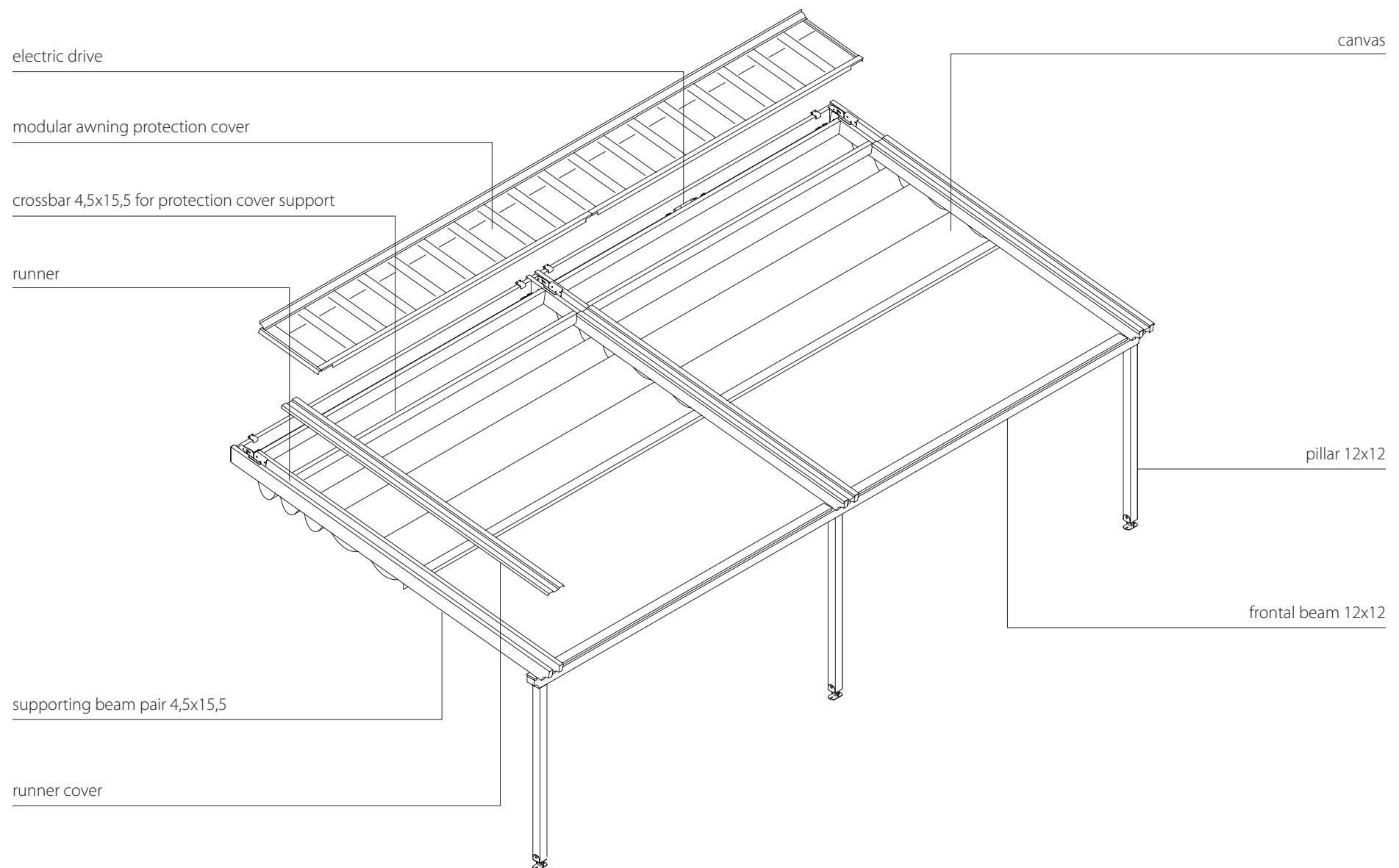
## 4 RUNNERS FLAT

PROJECTION (cm)	WIDTH (cm)		
	from 750 to 900	from 950 to 1050	from 1100 to 1200
from 200 to 500	5	4	4
550/600	5	4	3

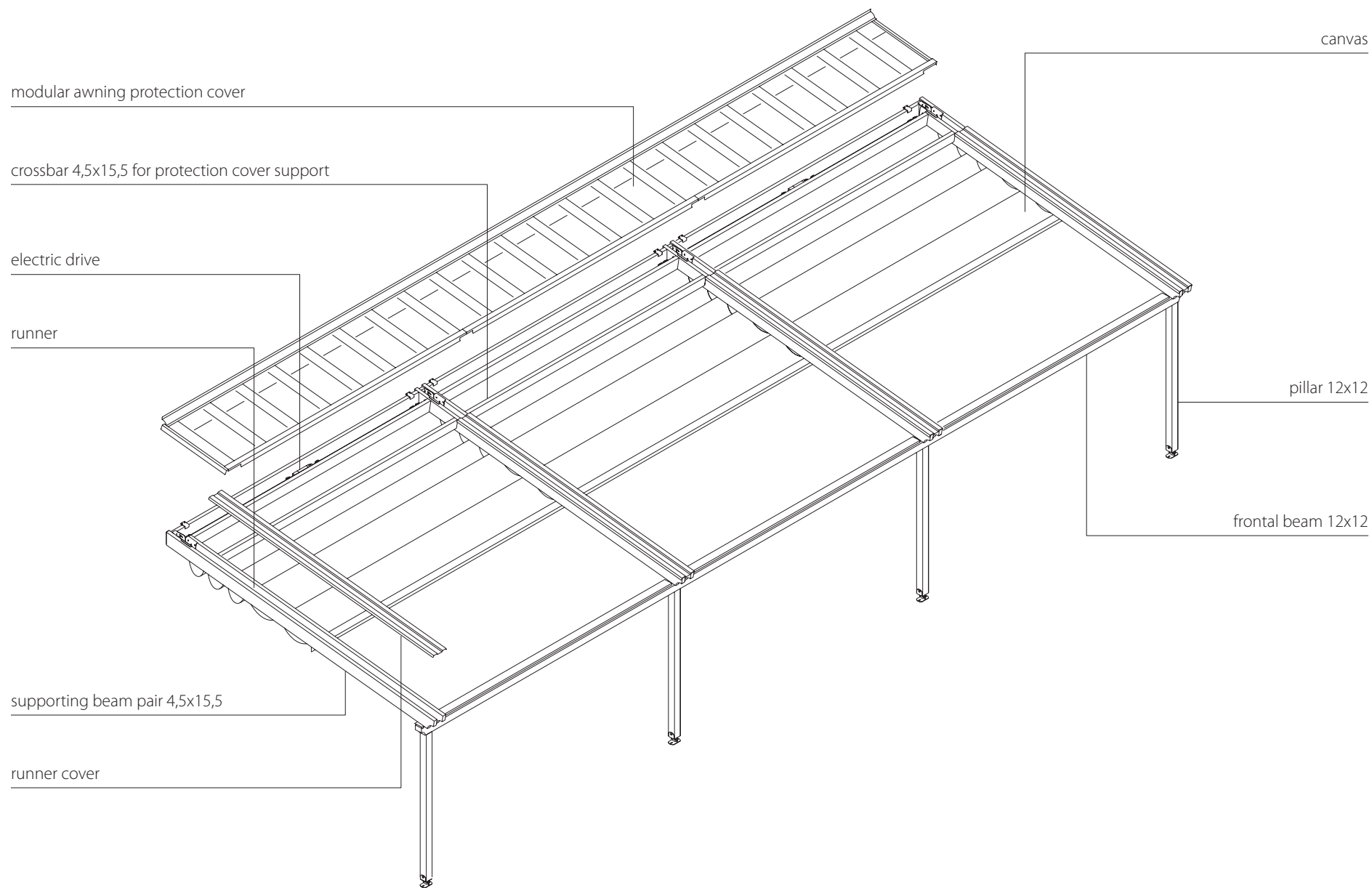
# PERGOTENDA® 45 2 RUNNERS



# PERGOTENDA® 45 3 RUNNERS

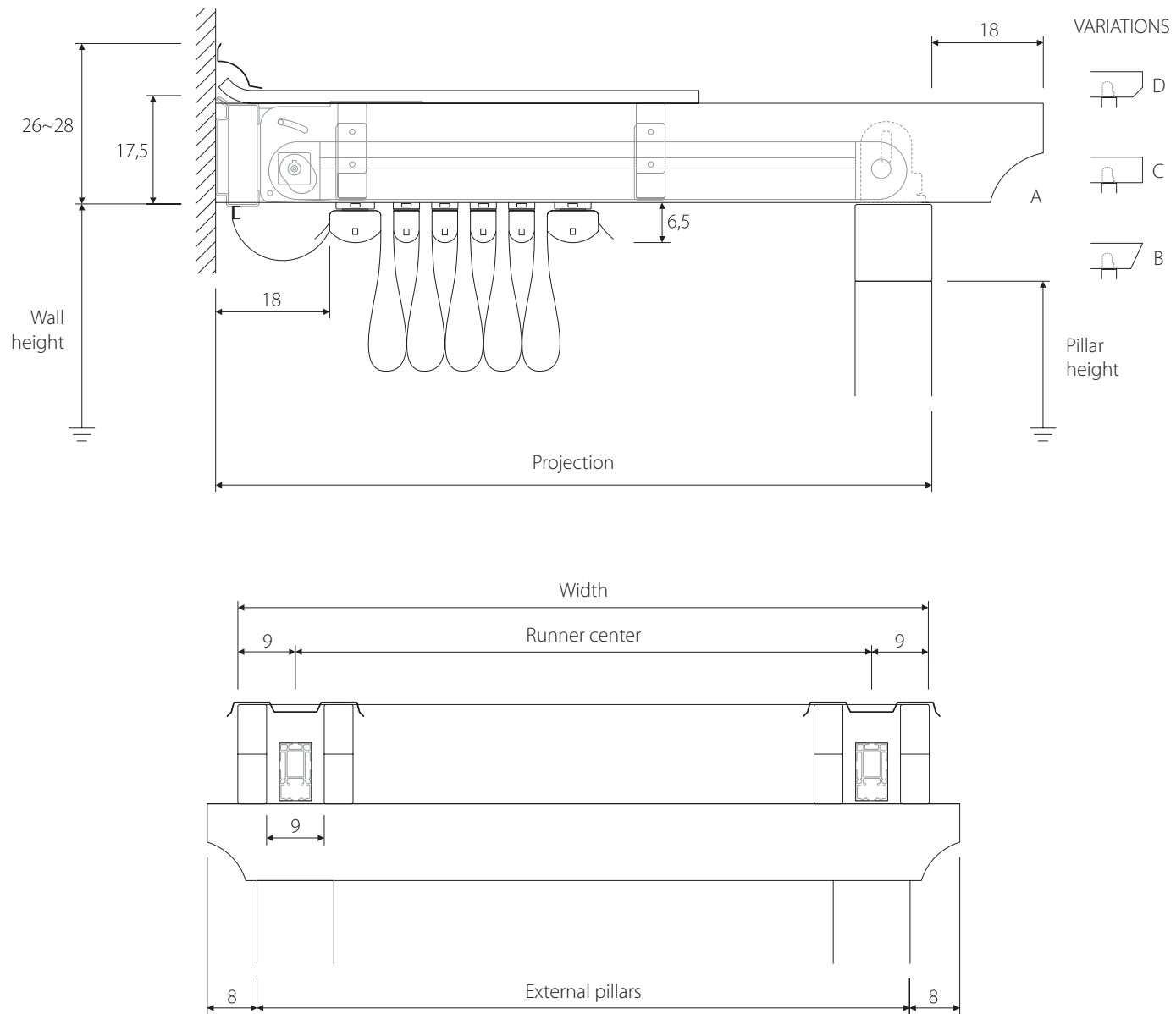
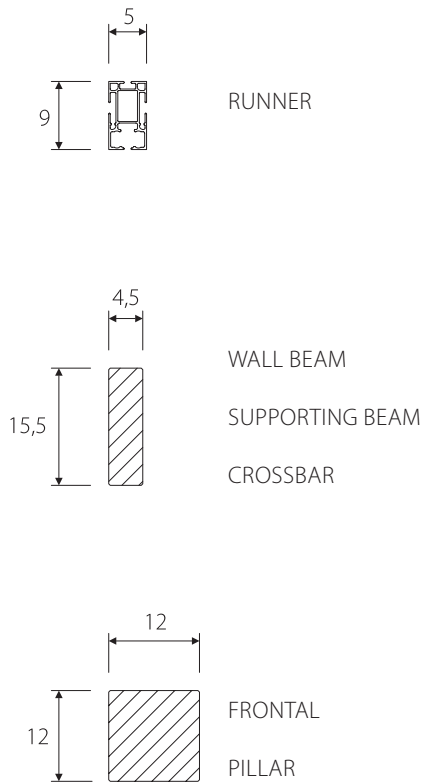


# PERGOTENDA® 45 4 RUNNERS



## PERGOTENDA® 45 DIMENSIONS

## BEAM SECTION

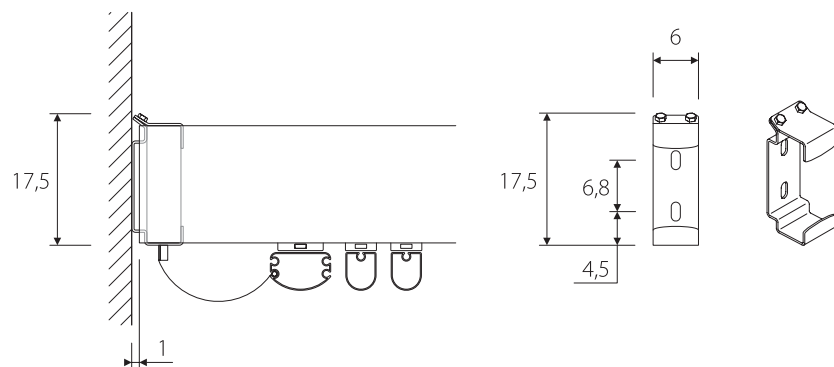


All measurements are given in cm

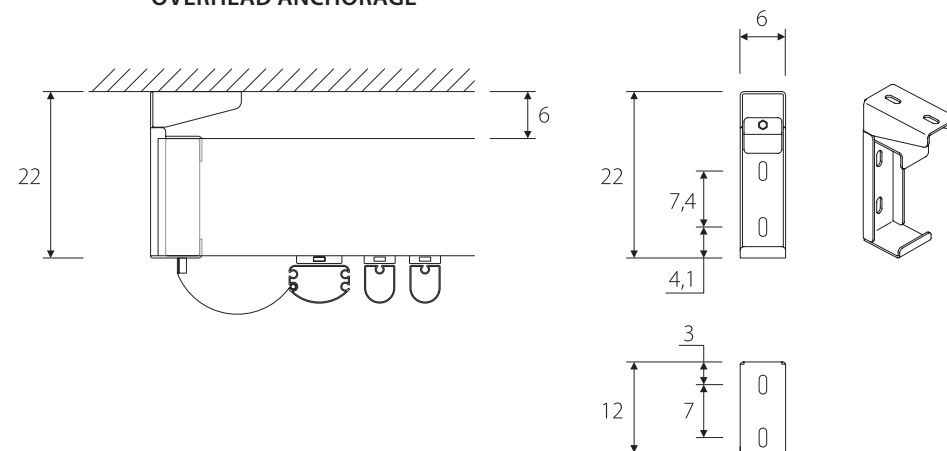


# PERGOTENDA® 45 ANCHORAGES

## WALL ANCHORAGE

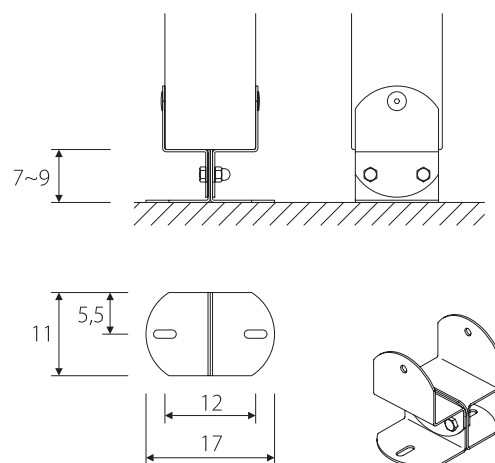


## OVERHEAD ANCHORAGE

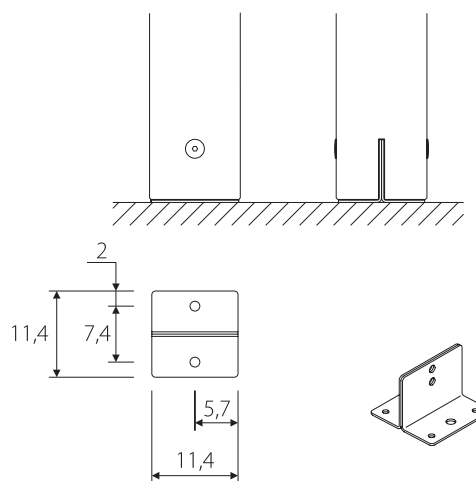


## GROUND ANCHORAGE

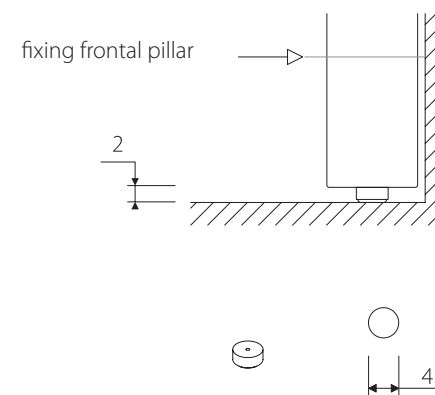
### ADJUSTABLE FOOT



### HIDDEN FOOT



### SPACER

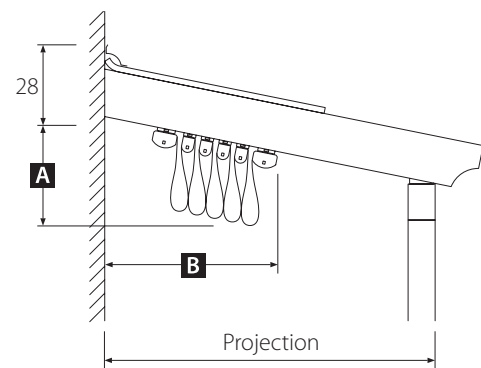


All measurements are given in cm

# PERGOTENDA® 45 CANVAS ENCUMBRANCE

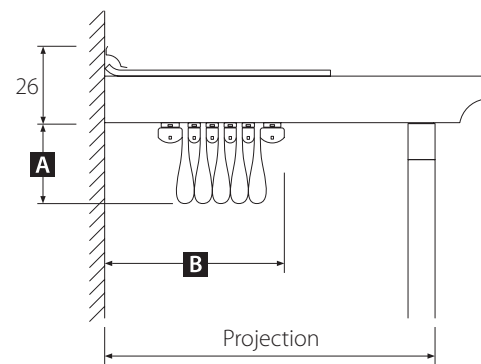
## Tilted version

Minimum values of the encumbrance of the folded awning for the tilted version (slope 15%). The figures written in bold type refer to the canvas encumbrance with standard support tubes and the following refer to the use of additional tubes.



## Flat version

Minimum values of the encumbrance of the folded awning for the flat version. The figures written in bold type refer to the canvas encumbrance with standard support tubes with a deflection of cm 17.

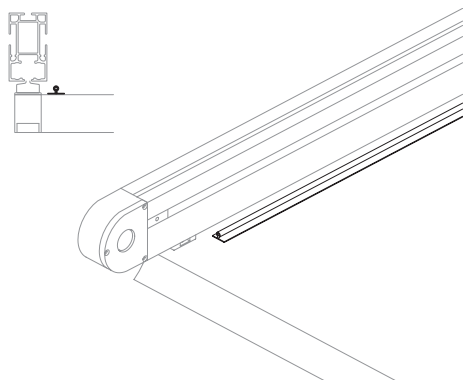


		SUPPORT TUBES TOTAL NUMBER										PROJECTION cm	
		3	4	5	6	7	8	9	10	11	12	13	
160	<b>32</b>	23	19										A
219		<b>33</b>	26	23									
279			<b>34</b>	29	26								
338				<b>35</b>	31	28							
397					<b>36</b>	32	30						
457						<b>36</b>	34	32					
516							<b>37</b>	35	33				
576								<b>38</b>	36	35			B
590									<b>39</b>	37	36		
	<b>41</b>	<b>47</b>	<b>53</b>	<b>59</b>	<b>65</b>	<b>71</b>	<b>77</b>	<b>83</b>	<b>88</b>	<b>94</b>	<b>100</b>		

		SUPPORT TUBES TOTAL NUMBER										PROJECTION cm	
		4	5	6	7	8	9	10	11	12	13		
191	<b>29</b>											A	
241		<b>29</b>											
291			<b>29</b>										
341				<b>29</b>									
391					<b>29</b>								
441						<b>29</b>							
491							<b>29</b>						
541								<b>29</b>				B	
591									<b>29</b>				
600										<b>29</b>			
	<b>49</b>	<b>55</b>	<b>61</b>	<b>67</b>	<b>73</b>	<b>79</b>	<b>85</b>	<b>92</b>	<b>97</b>	<b>103</b>			

All measurements are given in cm The projections refer to the limit beyond which the standard number of tubes increases.for the flat version.

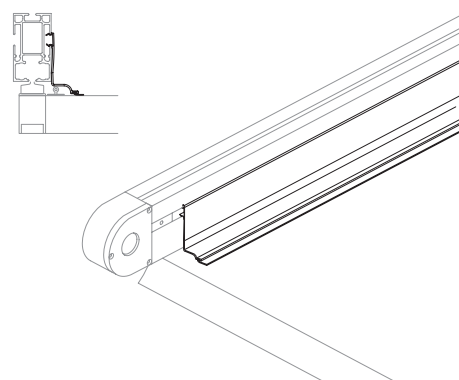
# PERGOTENDA® 45 SUPPLEMENTS



## **S1** Antidrop system (tilted versions)

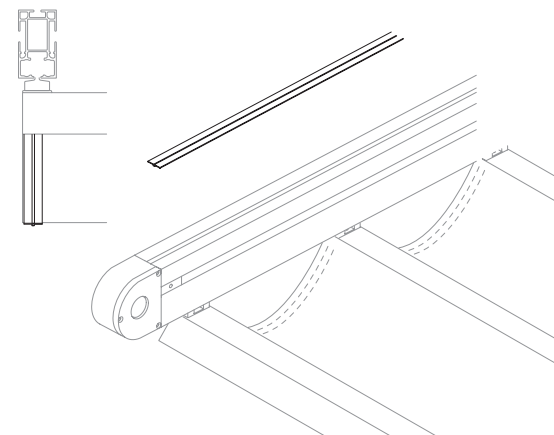
Weldable PVC profile on the upper part of the canvas for lateral rainwater prevention.

Solely for canvases in the taut configuration.



## **S2** Antispray profile

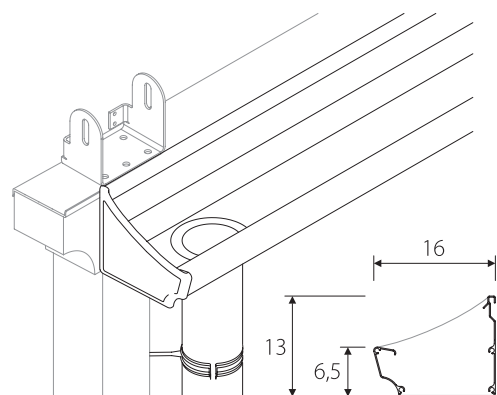
PVC profile pressed on the lateral side of the runner for retention of rainwater spray. Always in addition to the antidrop system **S1**



## **S18** Underside drip-collection rim (flat versions)

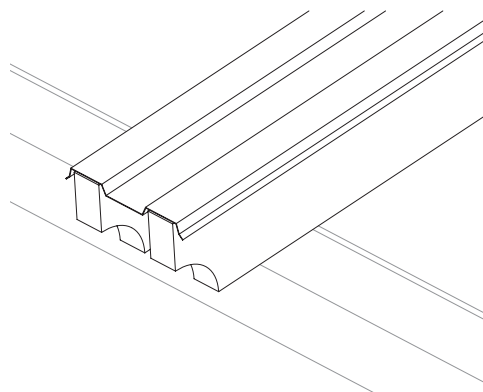
Welded PVC profile on the underside of the canvas.

Solely for canvases in the suggested configuration



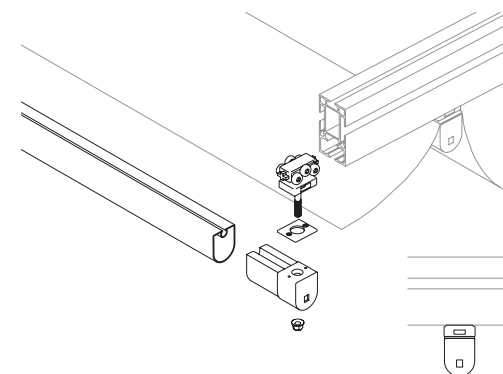
## **S3** Frontal gutter

Extruded aluminium profile for rainwater collection, only for tilted versions. Down pipes (1 about every cm 600) and accessories included.



## **S4** Add-on runner

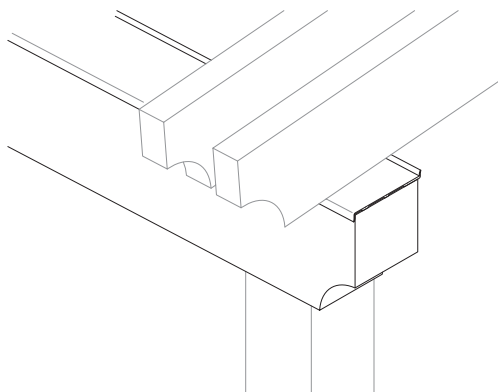
PERGOTENDA® 45 runner, includes a pair of supporting beams 4,5x15,5, inox supports, Impact® runner system, sliders, support tube joints, central transmission shaft with bushes. Pillars excluded.



## **S5** Add-on intermediate support tube

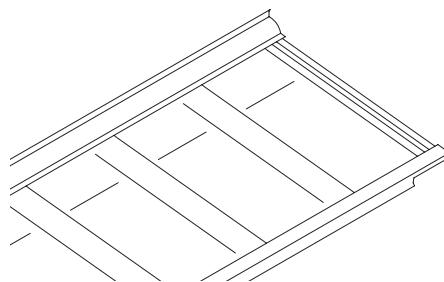
Complete intermediate support tube with endcaps, joints (where present) and intermediate sliders.

## PERGOTENDA® 45 SUPPLEMENTS



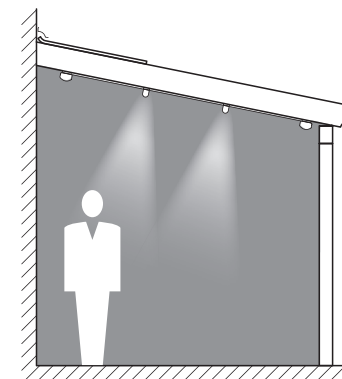
### **S11 S12** Increased front beam

Increase of frontal beam section up to 12x18 or 12x24.



### **DT** Awning protection cover deduction

Possibility to deduce modular awning protection cover. Support cross bars (4,5x 15,5 cm sec.) must be kept for structural reasons.



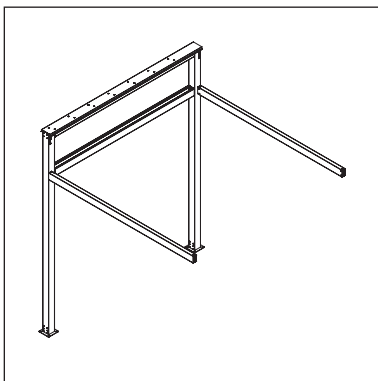
### **Lights**

LED light system (White or RGB) integrated into canvas-holding tubes available as kit standard and custom.

PT 45 2 runners - maximum width 450 cm



# RADIUS FEATURES



RADIUS is an anchorage system made to measure for Corradi PERGOTENDA®.

Anchored to the ground, RADIUS comprises an aluminium structure suitable for installation in large open spaces, covering extensive areas (over 200 m<sup>2</sup>). RADIUS comes supplied with the obligatory side beams for correct installation.

Simple installation makes it adaptable to the following models:

- PERGOTENDA® PALLADIA® flat/tilted;
- PERGOTENDA® MILLENIUM® CELEB tilted;
- PERGOTENDA® B-SPACE flat/tilted;

The wind resistance is variable between level 4 and level 8 on the Beaufort scale according to the dimensions of the PERGOTENDA® installed.

The structure is made of tubular extruded aluminium 6x12 cm and 12x12 cm, according to the type of PERGOTENDA®.

The attention to aesthetic detail and the possibility of accessorising with side fasteners such as "Gable, ERMETIKA® XL, MAGIKO B, BRIO, and with "Sliding glass doors", makes RADIUS an exclusive product capable of meeting the highest requirements.

In addition to RADIUS, Corradi is also able to meet any customer requirement by designing and certifying fastening systems to fit any PERGOTENDA®.

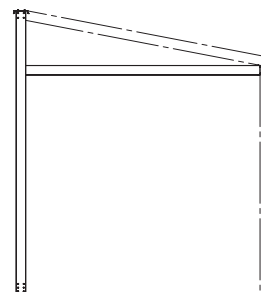
In this case, the supporting frame, entirely in structural steel, has been galvanised and powder coated to protect it from corrosion.

The system is designed each time by qualified engineers using the most advanced modelling techniques and will be certified according to current standards.

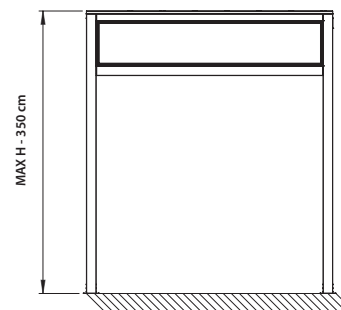
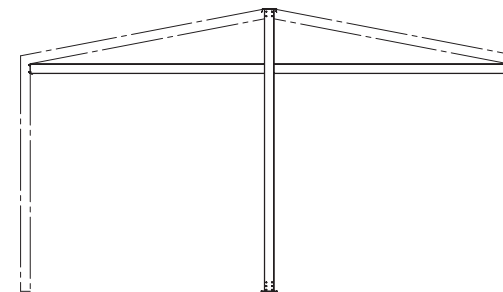
## Available colours:

- RAL 9010 White glossy/matt/texture
- RAL 1013 Ivory glossy/matt
- RAL 7035 Grey glossy/matt
- RAL 8019 Brown glossy/text
- Anthracite texture
- RAL 9016 White plus matt
- Dark Bronze texture
- RAL 7016 Dark Grey texture
- RAL 9005 Night texture
- Salt & Pepper texture
- Titanium texture
- Cor10 texture
- RAL K7 glossy/matt/texture
- Spring green texture
- Graphite texture
- Dove-grey texture

**SINGLE**  
version



**DOUBLE**  
version

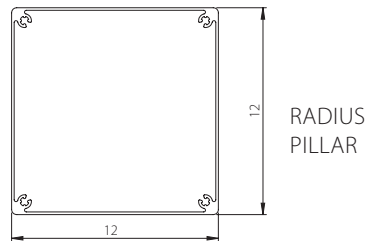


## MAXIMUM DIMENSIONS cm

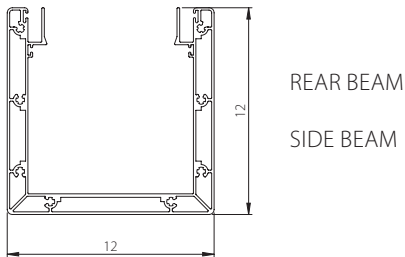
For the maximal dimensions, see the maximum dimensions of the applicable structure:

- PERGOTENDA® PALLADIA® flat/tilted;
- PERGOTENDA® MILLENIUM® CELEB tilted;
- PERGOTENDA® B-SPACE flat/tilted.

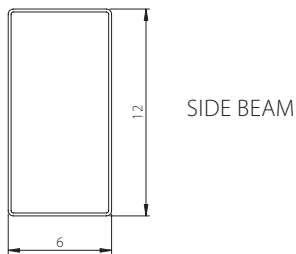
# RADIUS DIMENSIONS



RADIUS  
PILLAR

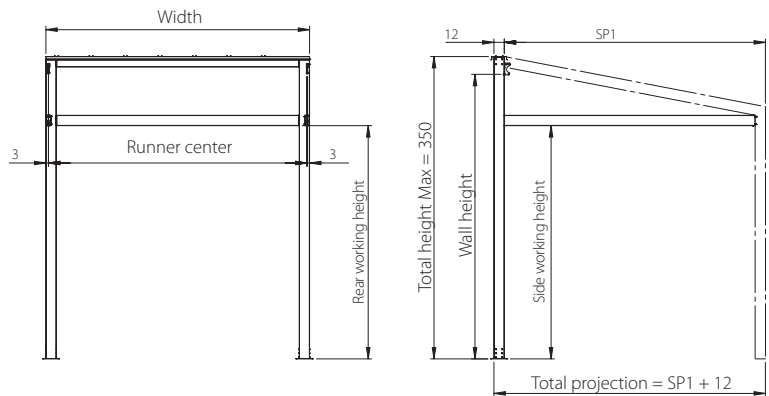


REAR BEAM  
SIDE BEAM

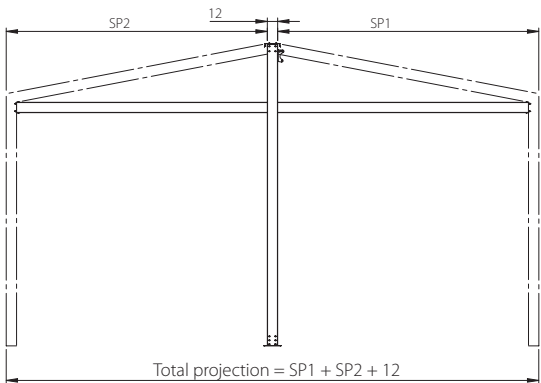


SIDE BEAM

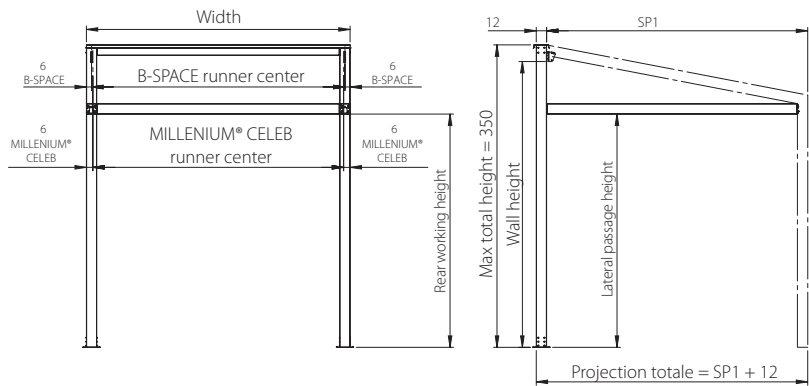
## VERSION FOR PERGOTENDA® PALLADIA®



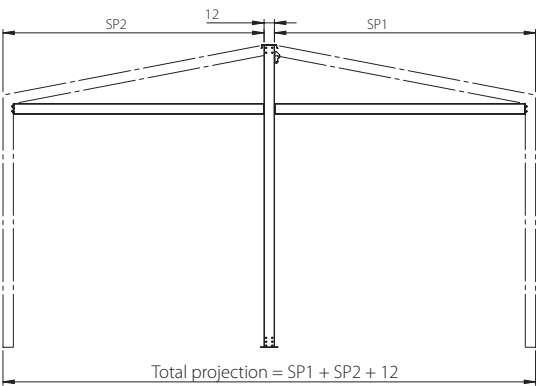
PERGOTENDA®	Maximum wall height (cm)
PALLADIA®	330



## VERSION FOR PERGOTENDA® B-SPACE E PERGOTENDA® MILLENIUM® CELEB



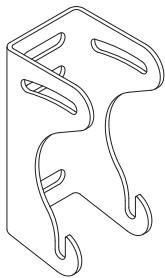
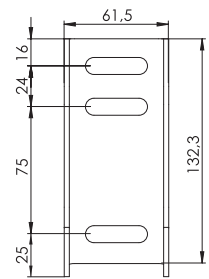
PERGOTENDA®	Maximum wall height (cm)
B-SPACE	330
MILLENIUM® CELEB	330



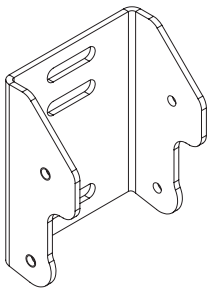
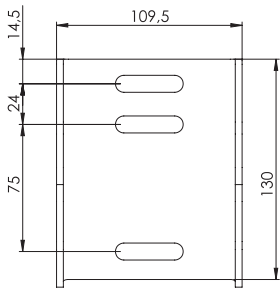
All measurements are given in cm

# RADIUS ANCHORAGES

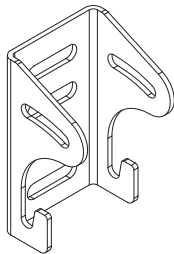
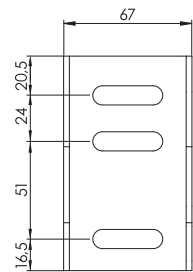
## FITTING DIRECT TO RADIUS



PERGOTENDA® PALLADIA®



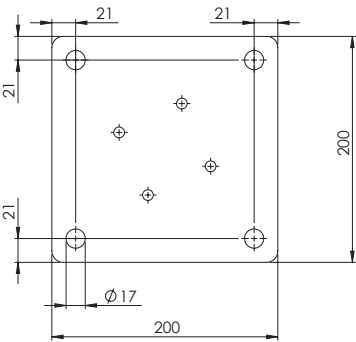
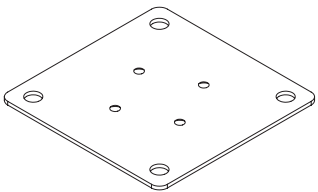
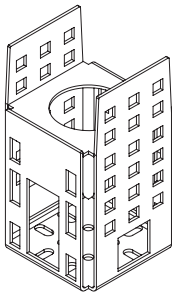
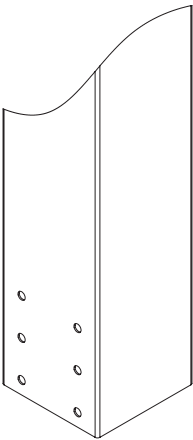
PERGOTENDA® B-SPACE



PERGOTENDA®  
MILLENIUM® CELEB

All measurements are given in mm

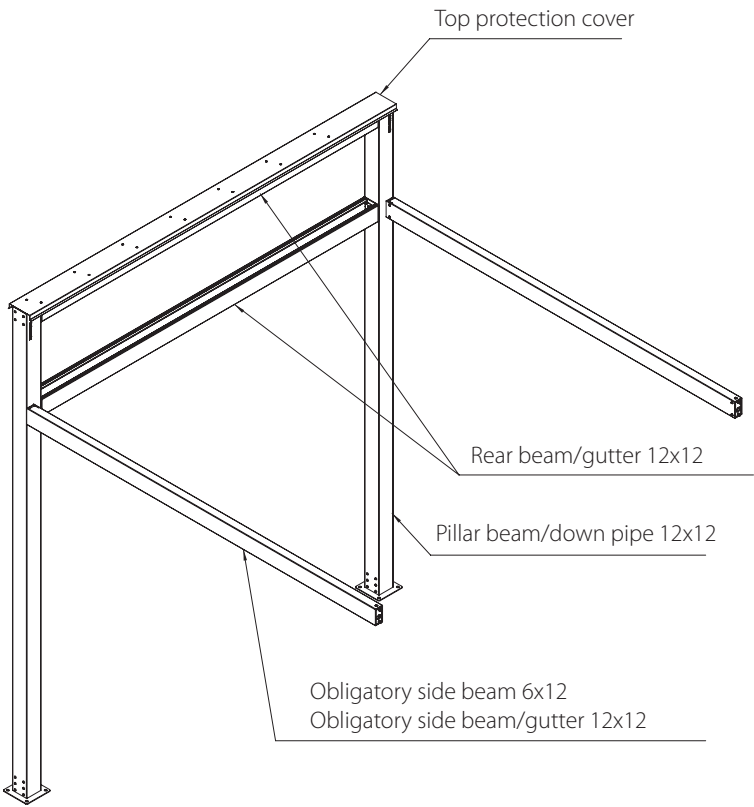
## GROUND ANCHORAGE



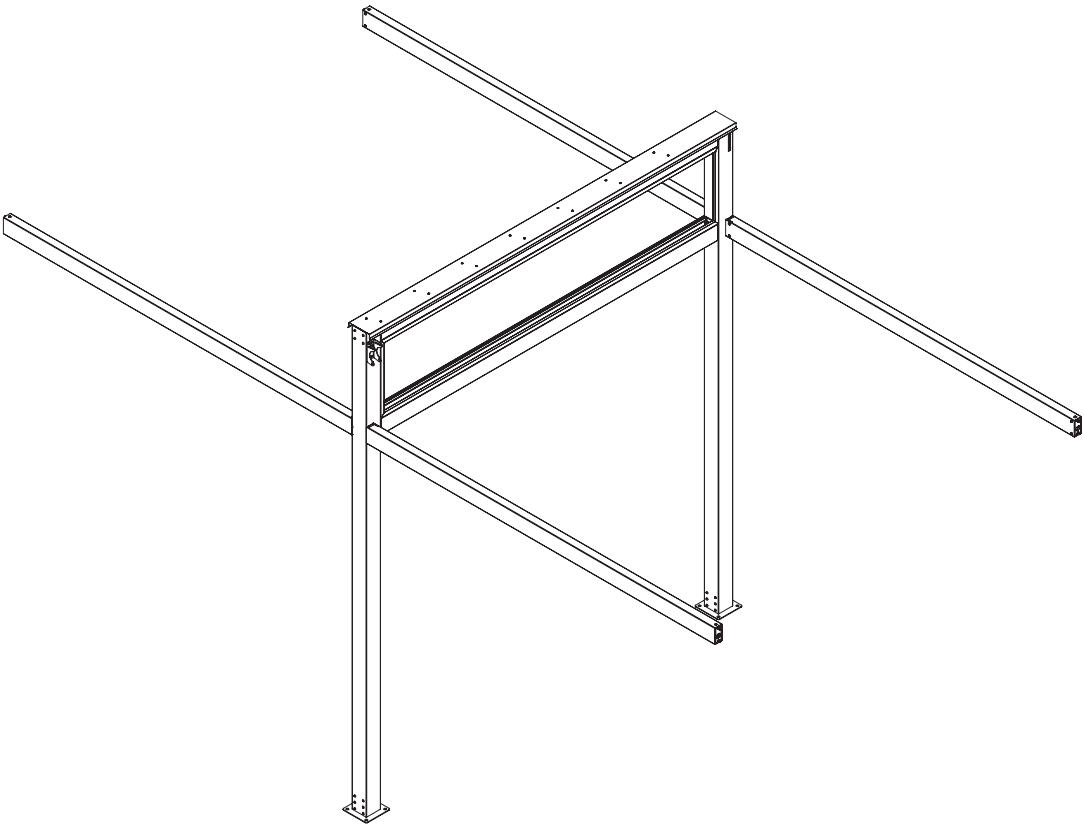


# RADIUS 2 RUNNERS

SINGLE VERSION

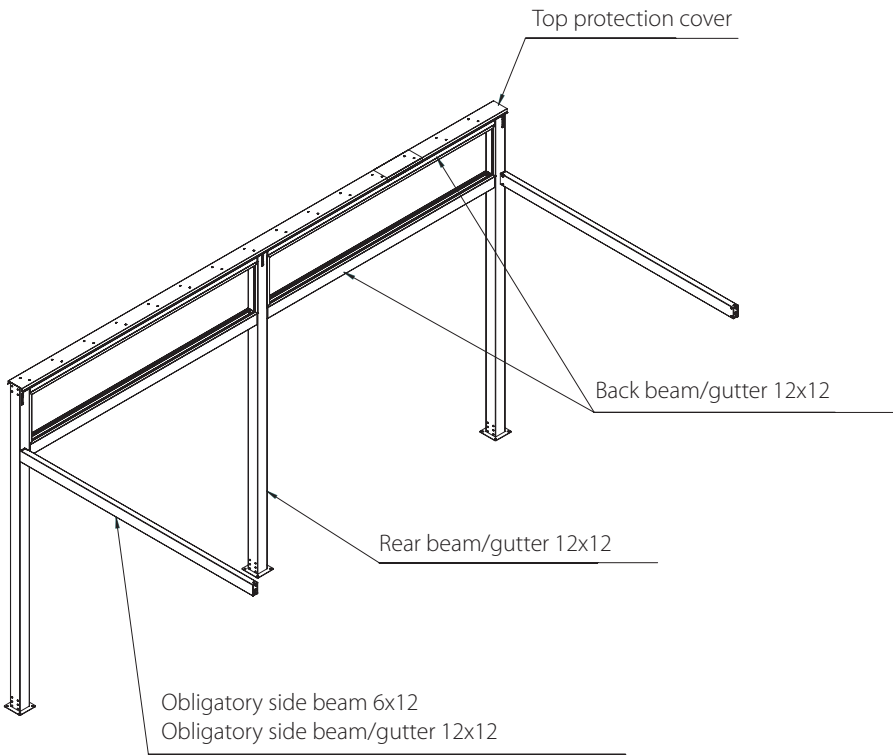


DOUBLE VERSION

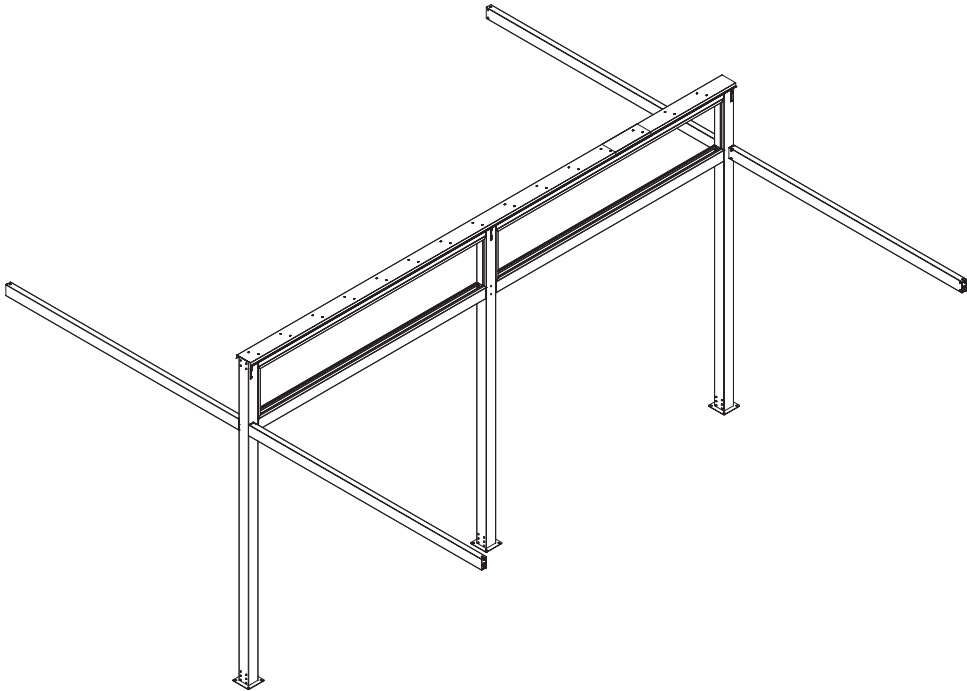


# RADIUS 3 RUNNERS

SINGLE VERSION

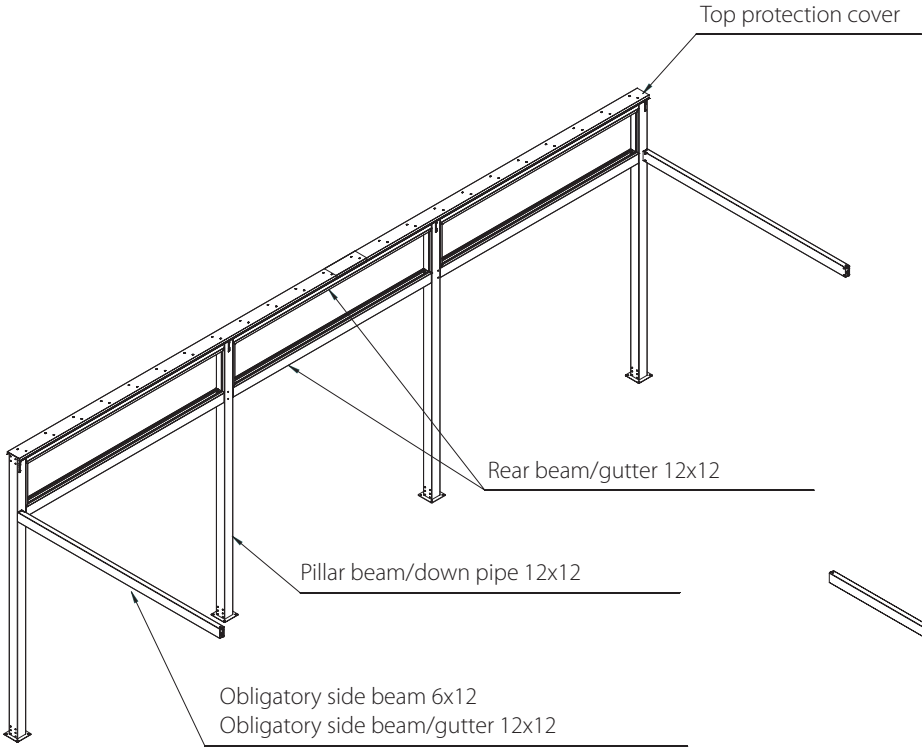


DOUBLE VERSION

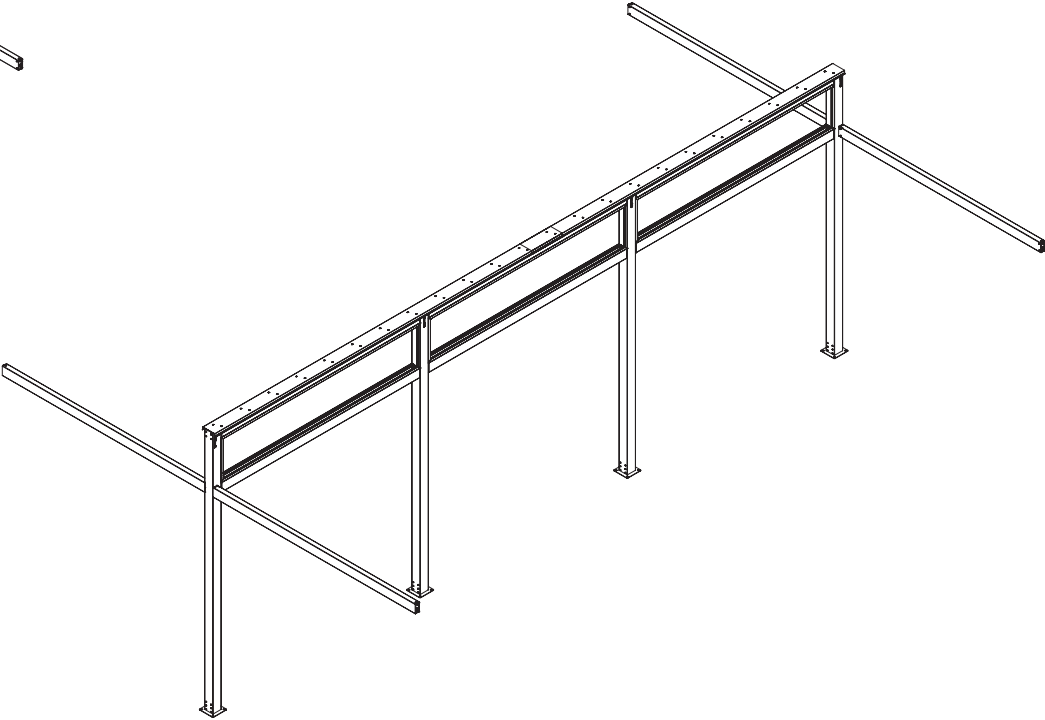


# RADIUS 4 RUNNERS

SINGLE VERSION

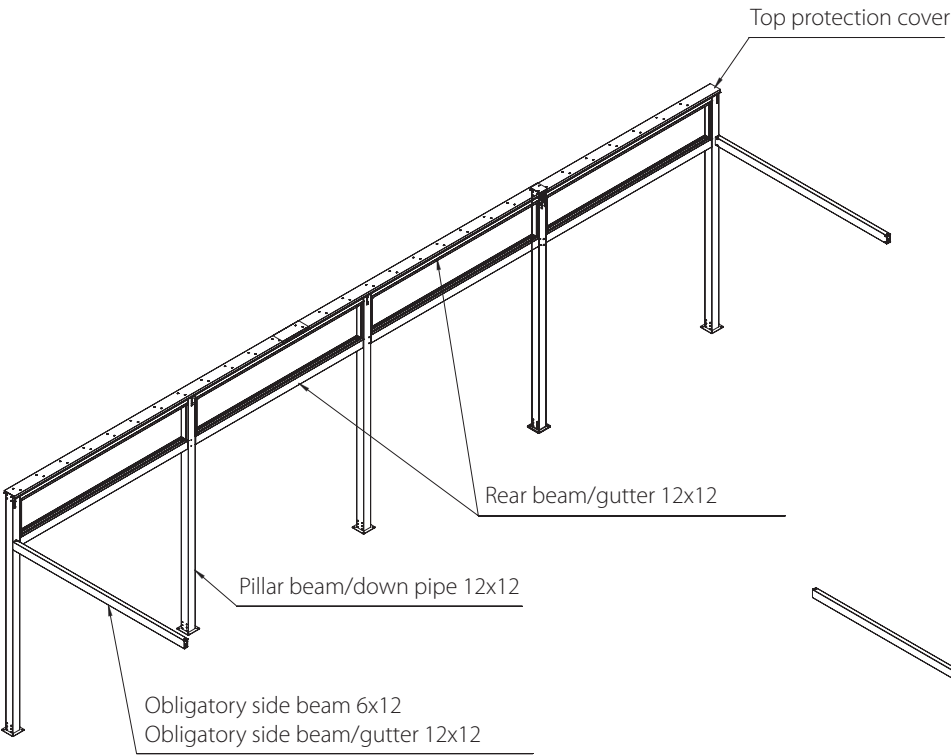


DOUBLE VERSION

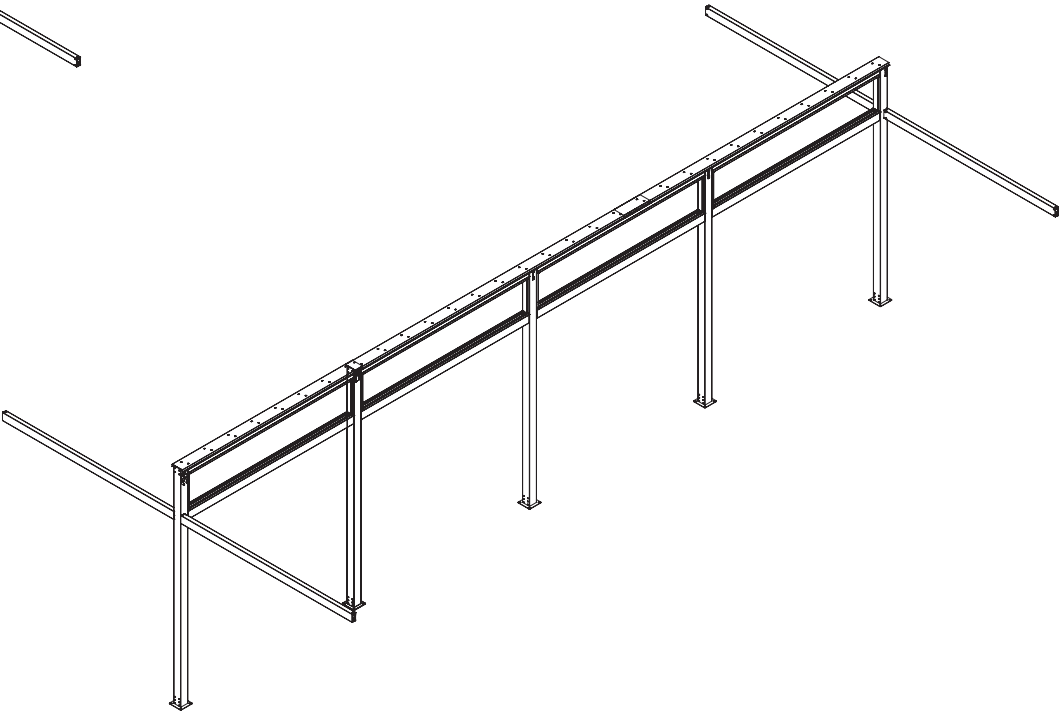


# RADIUS 5 RUNNERS

SINGLE VERSION



DOUBLE VERSION





# RAY STAND ALONE LIGHTS FEATURES

CORRADI offers a standalone lighting system, potentially usable with every Corradi framework, even previously installed ones.

System components and features:

- Power supply unit 24V and 60W - 100W – 150 W
- Control unit for the use of the Corradi remote control (Remote control not included)
- Two-pole cable included
- Accessories and gaskets
- White lights

Each lighting bar is equipped with latest generation LED STRIPS having specific power and maximum absorption of 9,6 W/m.

## Basic profile

Aluminium, powder-coat finish, available in all standard Corradi colours

## Strip covers

Special plastic diffuser to spread light uniformly

## LEDs Available in:

- 3000 K white light with 790 lm/m (120 LED/m)
- 5700 K white light with 780 lm/m (120 LED/m)

IP67 = suitable for outdoor use

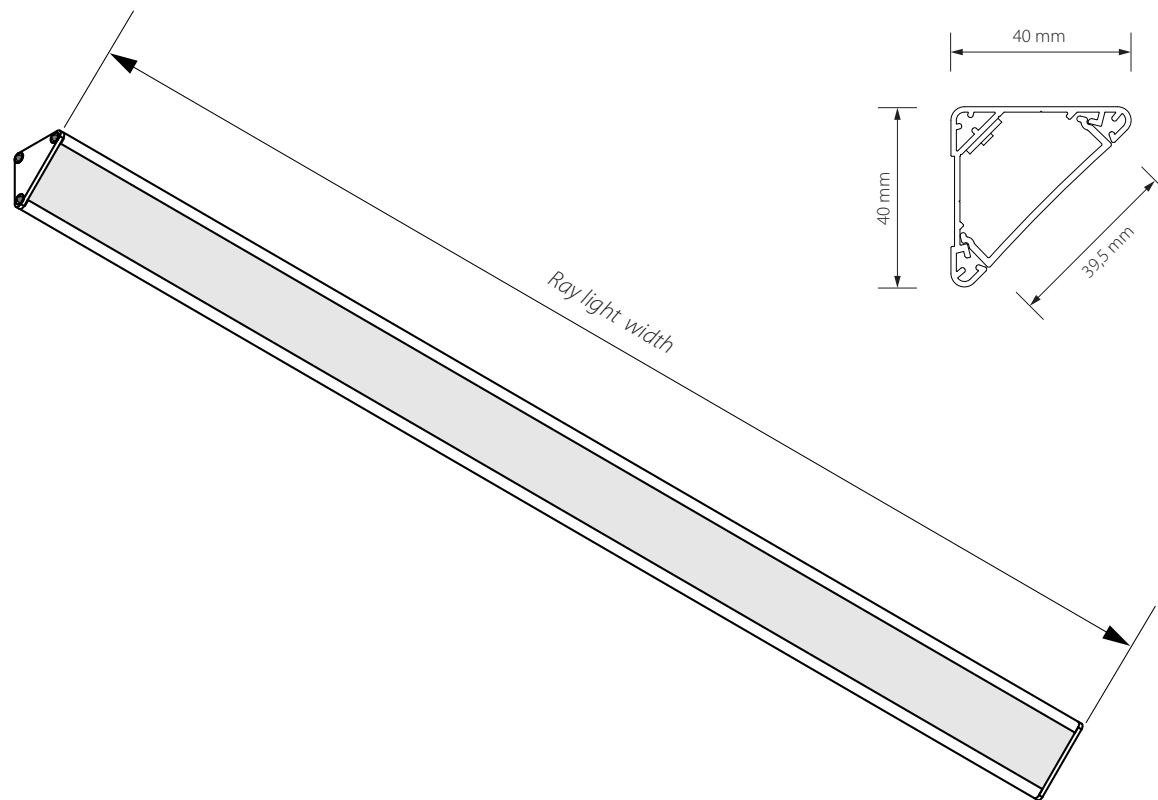
The LEDs can be operated and dimmed using a multi-channel transmitter (not included).

## Command

Orders for LED RAY STAND ALONE include control unit and power supply.

With the control unit you will need a remote control (not included).

The LED RAY STAND ALONE lights connected to the same control unit cannot be activated singularly.



# LIGHT FEATURES

CORRADI offers aintegrated into the canvas-holding tubes of the IMPACT® awning, potentially applicable to any Corradi structure, even on previously installed structures;

A higher cost will apply to installation on existing structures, due to the replacement of the lighting tubes and the replacement of the canvas if it does not have an anti-drop flat band.

## Attention:

In all cases, to correctly install the lighting system the canvas must be fitted with an anti-drop flat band in the tilted (standard anti-drop) and in the flat version (special interrupted anti-drop, depending on the application).

## Light system has 4 different versions:

### 1) KIT LED WHITE STANDARD (only “WARM” white lights 2700)

Dedicated lighting system, fitted with White LIGHTS, perfectly integrated into the intermediate canvas-holding tubes, and equipped with up to 2 lines of 2 to 8 LED lights (so two intermediary profiles lit by 1 to 4 lights per intermediary profile according to the number of runners) for a maximum total of 8 lights dimmable via multi-channel radio control (not included).

**N.B. White STANDARD system can only be installed on “tilted” PERGOTENDA® with the obligation of an antidrop flat band.**

## Kit led White STANDARD configurations:

If 2-runners structure, then 2 lights on 2 intermediary profile (maximum width 450 cm)

If 3-runners structure, then 4 lights on 2 intermediary profile

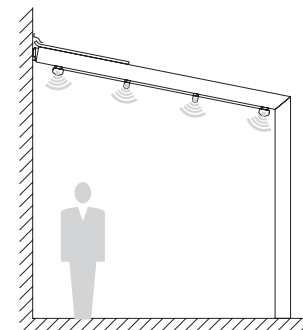
If 4-runners structure, then 6 lights on 2 intermediary profile

If 5-runners structure, then 8 lights on 2 intermediary profile

System components and features:

- Power unit 24V and 60W - 100w
- Control unit for control from Corradi remote control (Remote control not included)
- 2-pole wiring included
- Hardware and gaskets for assembly on canvas
- White Lights

Each light is fitted with 24 latest generation LED with specific power and maximum absorption of 9.6W, emitting 900 lumen, capable of generating 2700K dimmable white “warm light” comparable to a 70W incandescent light bulb.



## 2) KIT LED RGB STANDARD (only RGB lights with “COLD” white 4000K)

Dedicated lighting system, fitted with **RGB LIGHTS**, perfectly integrated into the intermediate canvas-holding tubes, and equipped with up to 2 lines of 2 to 8 LED lights (so two intermediary profiles lit by 1 to 4 lights per intermediary profile according to the number of runners) for a maximum total of 8 lights dimmable via multi-channel radio control (not included).

**N.B. kit ed RGB STANDARD system can only be installed on “tilted” PERGOTENDA® with the obligation of an antidrop flat band.**

If 2-runners structure, then 2 lights on 2 intermediary profile (maximum width 450 cm)

If 3-runners structure, then 4 lights on 2 intermediary profile

If 4-runners structure, then 6 lights on 2 intermediary profile

If 5-runners structure, then 8 lights on 2 intermediary profile

System components and features:

- Power unit 24V and 60W - 100W 150W
- Control unit for control from Corradi remote control (Remote control not included)
- 4-pole wiring included
- Hardware and gaskets for assembly on canvas
- RGB lights

Each light is fitted with 12 latest generation LED with specific power and maximum absorption of 12W, emitting 700 lumen (on white), capable of generating 4000K dimmable white **“cold light”** comparable to a 50W incandescent light bulb.

## 3) KIT LED WHITE CUSTOM (only “WARM” white lights 2700K)

The customisation and feasibility of the requested system must always be analysed and developed by our Orders Office before being confirmed, according to the type of PERGOTENDA® and, above all, the type of canvas (tilted, flat with valances, flat with trapezoidal canvas, or flat with taut canvas with spacers).

System components and features:

- Power unit 24V 60W / 100W / 150W according to number of lights requested
- Control unit for control from Corradi remote control (Remote control not included)
- 2-pole wiring included
- Hardware and gaskets for assembly on canvas
- White Lights

Each light is fitted with 24 latest generation LED with specific power and maximum absorption of 9.6W, emitting 900 lumen, capable of generating 2700K dimmable white **“warm light”** comparable to a 70W incandescent light bulb.

### Technical features of components:

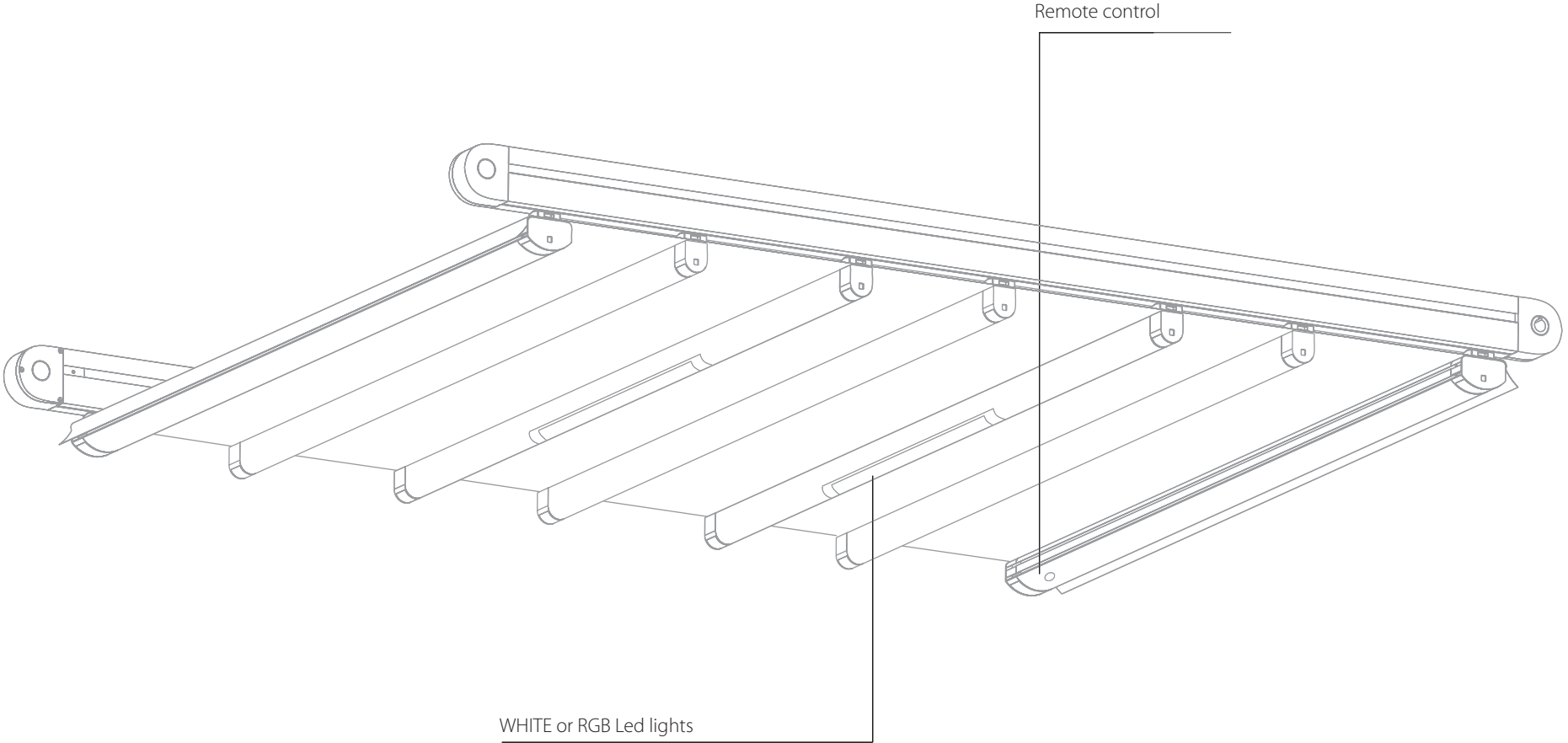
The **LIGHTS**, perfectly integrated into the intermediate cross-bar tubes, are appropriately distributed to meet any lighting requirement.

The RGB version of the same module can also emit RGB coloured light by selecting the required colour (red, green, blue, purple, orange, light blue, light green, lilac) using a simple control.

The LIGHT modules are easily replaced by any Corradi technician, are low voltage (24V) and protected against atmospheric agents. They are specially designed and developed to be applied to Corradi structures in compliance with all the safety regulations required by the market (IP 54).



# LED LIGHTS FEATURES



# AUDIO BT SYSTEM FEATURES

## The system comprises 3 basic elements:

- 1) The sound diffusers, which can be supplied in different models, and in quantities varying from 2 to 4.
- 2) The double insulated safety power unit (class II) also suitable for controlling outdoor devices.
- 3) The amplifier with two-channel, self-configuring Bluetooth® module, requiring no calibration or programming.

### Diffuser basic model

Material reinforced ABS

2.5" woofer with extended range

Dispersion 120°

Response 120-20KHz

Front panel in silk and ABS

Measurements 94 x 82 x 108 mm complete with hinged bracket

Weight 440 g.

IP60 (not protected against water)

### Amplifier

Nominal output power 2x15W

Impedance supported for two outlets 4 ohm

Distortion @ 10Wrms 0,5 %

RCompliant with the following regulations:

Safety EN 60065 (Update 01/2003)

Immunity and emissions EN 61000 - 6 - 1

Specific standard for audio app. EN 61305-3

Dimensions 170 x 80 x 50 mm

Weight 0.12 Kg.

IP54 (protected against water spray from all directions)

### Power supply

Input 90- 264Vac (max 0.5 A)

Overload and Overvoltage protection with autoreset

Compliant with the following regulations:

Safety EN60950-1

Electromagnetic emissions EN55022,EN61000-3-2 Class A,EN61000-3-3

Disturbance immunity EN55024,EN61000-4-2,3,4,5,6,8,11

Dimensions of power unit 84 x 57 x 29.5 mm

IP67 (protected against short water immersion up to 1 meter deep)

### Reference standards

The audio KIT is manufactured in compliance with the following regulations

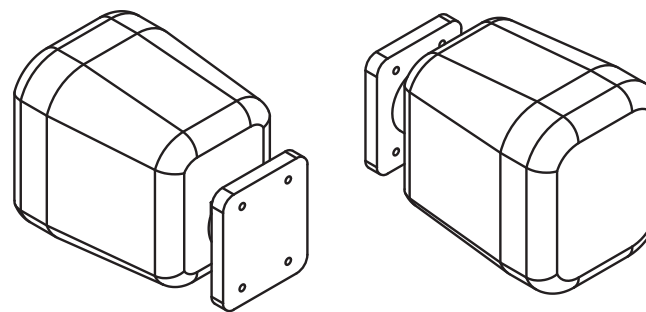
It complies with standards

EN 61558 -1 Safety of transformers

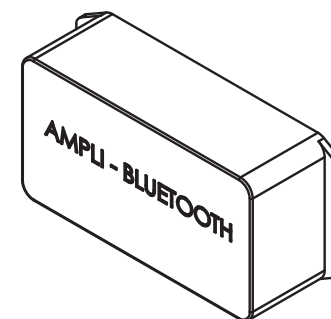
EN 60065 (Update 01/2003) Safety requirements of audio-video devices

EN 61000 - 6 - 1 Electromagnetic immunity

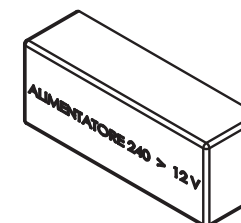
EN 61305-3 Hi-fi audio devices and systems for non-professional use.



Audio diffusers 4 x Mask2 8 ohm



Amplifier 2 x 15W



Power unit 12Vdc 35W



# TABLE APPLICATIONS CLOSURES

	POSITION	ERMETIKA® CRISTAL XL	DIFFUSA ETK® XL	MAGIKO B 11	MAGIKO B 12	BRIO 11	BRIO 12
<b>PERGOTENDA®</b>							
<b>MAESTRO</b>	FRONT	NO	NO	NO	SWING MAGIKO B	NO	SWING BRIO
	SIDE	NO	NO	NO	SWING MAGIKO B	NO	SWING BRIO
<b>PALLADIA®</b>	FRONT*	YES	YES	YES	NO	YES	NO
	SIDE *	YES	YES	YES	NO	YES	NO
	SIDE **	YES	YES	YES	NO	YES	NO
<b>B-SPACE</b>	FRONT	YES	YES	NO	YES	YES	YES
	SIDE	YES	YES	NO	YES	YES	YES
<b>PT 45</b>	FRONT	YES	YES	YES	YES	YES	YES
	SIDE	YES	YES	YES	YES	YES	YES

\* With side attachment kit (1 single closure **L. max 500 cm**)

\*\* With lateral beam and possible intermediate pillar (with 1 or more closures)



# PRODUCTS FEATURES

Dear Customer,

The following table contains the features of the components and materials used in Corradi Group products: PERGOTENDA® collection, sail awnings and outdoor furniture. These features identify the particular nature of the materials and are not to be understood as manufacturing defects.

	PRODUCT FEATURES
<b>GENERAL</b>	The structure is not watertight. In case of particularly violent storms with strong winds water seepage may occur.
	In case wind values should exceed those shown on the statement of correct installation, it is necessary to close the awning. It is possible to use a properly calibrated anemometer.
	The product does not guarantee the snow load. In presence of snow, even of low intensity, the canvas should be closed.
	To have your product warranty the certificate of proper installation is MANDATORY. A copy must be given to the final customer and a copy shall be sent to Corradi Srl. The reception of the duly completed certificate will activate the product warranty.
	Any change to the product not expressly authorized by Corradi Srl leads to loss of warranty.
	The structures that are located in an urban environment are subject to pollutants (smog, acid rain), smoke from chimneys, fumes from cooking, and weather in general. It is normal for the fabric and the structure to get dirty. The structures and the fabric are NOT self-cleaning.
<b>SELF-SUPPORTING</b>	By applying a lateral load on the pillar an oscillation in the structure may occur. This movement is not a sign of structural weakness, but is considered normal for the type of structure. The structure has been calculated by qualified engineers using the Eurocodes and is guaranteed to wind up to the level indicated in the EC certificate and in the Declaration of correct installation
<b>CANVAS</b>	Depending on the installation conditions, it is possible that the cloth gets dirty (pollutants, smoke from chimneys, smog, etc.). In this case it may be necessary to clean the fabric more frequently as indicated in the section maintenance.
	The fabric is not immune from burns caused by cigarette butts, etc.
	In particular situations of use of the structure, condensation may occur on the inside of the fabric. To limit this condition proceed with an adequate ventilation of the room.
	The appearance of mold in the embossing of the fabric is due to the presence of moisture on the sheet that favors the formation of micro-organisms. It is therefore necessary to clean the fabric at regular intervals, more frequently if necessary.
	The presence of folds on the fabric after the first installation may be due to packaging. It is necessary to keep the fabric in position for at least 10 days, and evaluate the quality of the product after this period of time. Should the canvas remain folded in its package for a long time, it may be possible that the folds will be permanent.
<b>FALSE CEILING</b>	In particular situations of use the structure may present condensation in the area between the canvas and the ceiling. This may cause dirt and / or mold in the intermediate zone. Remove the false ceiling and wash it.
<b>GUTTER</b>	Periodically check that the drain pipes of the gutter and downspouts are clean. Discard leaves and other detritus that can clog the drain holes
	In case of very heavy rainfall it is possible that the gutter is not able to drain the water. This may cause water infiltrations.
	The water-conducting to the ground may not be controlled by Corradi Srl , but by the final customer. The installation conditions, slopes and any collection wells, are the sole responsibility of the final customer.
<b>LAMPS</b>	To maintain good efficiency in the seals, thereby ensuring the IP product protection level (shown in the manual), you must do the maintenance indicated in the manual.

# PRODUCTS FEATURES

	PRODUCT FEATURES
<b>WOOD</b>	<p>WARNING: It is good to remember that any kind of wood type placed outside, and directly exposed to weather elements, may look "lived" even after a relatively short period of time. This manifests itself mainly with:</p> <ul style="list-style-type: none"> <li>• discoloration of the surface (the degradation varies depending on the moisture content to which the wood is subject)</li> <li>• with the irregularity of the surface due to cyclic phenomena of swelling and shrinkage and possible mechanical wear of the surface.</li> </ul> <p>Since wood is a natural material, there are differences in color and grain and therefore all elements are different. Furthermore, depending on the viewing angle the aspect is quite different because of the iridescent nature of the material. The samples and photographic reproductions are thus regarded as indicative and not binding.</p> <p>The wood is placed under a protective treatment performed in autoclaving which allows a better resistance to attack by fungus and mold (the beams are spaced apart by transverse beams).</p> <p>The presence of resin is a characteristic of coniferous wood.</p> <p>A dimensional variation of wood products after exposure to moisture is normal. The reference humidity for the measuring is 12% (defined in the UNI EN390: 1997).</p>
<b>FLOOR</b>	<p>The floor may dent in collisions or falling objects and the implementation of concentrated loads on a small area, such as chairs with wheels, high heels and ladders is not suitable.</p> <p>The floor can scratch as a result of contact with small objects such as nails or stones present beneath the soles of shoes.</p> <p>At the time of delivery, the floor may be different from that of the samples after exposure to light which causes a change in the wood color</p>
<b>ELECTRIC DRIVES</b>	<p>Electrical system: it must be performed by a licensed electrician who shall issue a certificate of conformity of the electrical system.</p> <p>The system has to have an appropriate degree of protection being installed outside. A licensed electrician is able to properly size the system and choose the right components (adequate IP protection).</p> <p>Any voltage drop or radio interference may result in loss of the limit switches of the engines. In this case it is necessary to proceed with a new programming as indicated in the Manual.</p> <p>In case of installation in a windy area and with frequent blackouts, we recommend a manual drive unit or a replacement power supply.</p>
<b>STAINLESS STEEL</b>	<p>The components in stainless steel require no maintenance.</p> <p>The appearance of micro-oxidation, most frequently in maritime environments characterized by salt spray, does not affect the quality and durability of the product such oxidations are believed to be normal.</p> <p>In case you need to remove these oxidized points you can use a steel wool or a metal bristle brush (in stainless steel).</p> <p>The protective film of chromium oxide (autopassivation) will reset in a natural way with the only exposure to air, without any intervention by the user.</p>
<b>ALUMINIUM</b>	<p>The presence of marks and scratches is considered a fault only if these are visible at a distance of 2 meters.</p> <p>Do not use acid to clean the painted aluminium, but only mild soap and water.</p>
<b>GLAZING</b>	<p>For aluminium frames refer to the ALUMINIUM voice.</p>
<b>ERMETIKA® XL, MAGIKO B, BRIO</b>	<p>The temperature inside the protection hood can reach very high values, if exposed to direct sunlight during the summer. This may result in bonding of the fabric if the awning is not handled for long periods. It is recommended to open and close the awning on a frequent basis to avoid this problem.</p> <p>If the fabric is rolled up for long periods creases and wrinkles may appear on the fabric. The fabric is made of PVC and its nature is not comparable to a glass. It is necessary to keep the awning stretched for at least 48h to soften creases and wrinkles.</p> <p>In case of installation in areas affected by dust and wind (e.g. beach facing the sea) it is possible that the fabric may be damaged losing the transparency due to the combined action of wind and sand.</p> <p>To maintain a good efficiency on the awning and the locking device it is necessary to maintain the vertical runners clean as shown in the maintenance chapter.</p>

# PRODUCTS FEATURES

	PRODUCT FEATURES
	Make sure there are no obstructions that may impede the orderly movement of the awning. This may cause malfunction of the locking devices of the awning.
	If there is ice/snow runners should be cleaned thoroughly before operating the awning.
RUNNERS	After some time from the installation and if no periodic maintenance is performed on the runners, as indicated in the manual, there may be noise in the runners and sliders.





Corradi Srl  
Via M. Serenari, 20 • 40013 Castel Maggiore (BO), Italy  
T +39 051 4188 411 • F +39 051 4188 400  
E [hello@corradi.eu](mailto:hello@corradi.eu)  
[www.corradi.eu](http://www.corradi.eu)

